

WASHINGTON STATE GRANGE PROGRAM HANDBOOK - 2025



**“Uniting Communities by
Strengthening Families,
Enriching Lives, and
Developing Leaders for a
Better Tomorrow”**

WASHINGTON STATE GRANGE
924 Capitol Way S., #300
PO Box 1186
Olympia WA 98541
360-943-9911 – 800-854-1635
Fax 360-357-3548
Email: grange@wa-grange.org
www.wa-grange.com



You're invited to participate in Grange Programs!

This handbook is a convenient reference for the programs and projects of all departments in the Grange.

I urge Grange members of all ages to take part in the interesting projects and contests available.

This handbook contains the information and rules pertaining to state and national contests for this year. You may need to contact your Pomona Grange officers for the dates and locations of the Pomona Grange level contests for your area.

Fraternally,



Tom Gwin, President
Washington State Grange



WASHINGTON STATE GRANGE OFFICERS 2024-2025

Master/President: Tom Gwin
Overseer/Vice President: David Bryant
Lecturer: Leslie Jo Wells
Steward: Jacob Gwin
Assistant Steward: Jonny Pittman
Lady Asst Steward: Alexis Kudsk
Chaplain: Carolyn Hojem
Treasurer: Annie Scott
Secretary: Isabella Lierman
Gatekeeper: Butch Ogden
Ceres: Debbie Fisch
Pomona: Jordanne Webb
Flora: Jennifer Oliver
Executive Committee: Duane Hamp
Executive Committee: Rick Ferguson
Executive Committee: Brittney Pittman
Family Living Director: Helen Berg

TABLE OF CONTENTS

MISCELLANEOUS Page 3

Grange Hall Improvement Contest
Reasons to Belong to the Grange
Grange Camper Association
WA State Grange Foundation
WA State Grange Scholarships
Cooperative Activities
Quilts of Valor Project

LECTURER Page 6

Leslie Jo Wells, State Lecturer
18232 201st Avenue SE
Monroe, WA 98272
360-306-0905 (cell)
Lesliewells@att.net

COMMUNITY SERVICE Page 13

Claudine Mincks, Director
305 Allison Way
Goldendale, WA 98620
509-250-0670
claudinemincks@gmail.com

MEMBERSHIP Page 16

Contact the Washington State
Grange Office

JUNIOR GRANGE Page 18

Heather Ferguson, Director
PO Box 336
Athena, OR 97813
503-307-7951
haann@hotmail.com

YOUTH/YOUNG ADULTS Page 25

Jerry Gwin, Director
PO Box 14
Humptulips, WA 98552
360-987-2546
Davona1242@outlook.com

FAMILY LIVING Page 30

Helen Berg, Director
417 Carlon Loop Road
Longview, WA 98632
chuckhelenberg@hotmail.com

YOUTH FAIRS Page 35

Contact the Washington State
Grange Office

GRANGE HALL IMPROVEMENT CONTEST

Each Subordinate Grange is responsible for improving and beautifying its hall and grounds and is encouraged to give serious thought and action to these projects.



Plan to enter the Hall Improvement Contest. Present your material in an attractive and well-organized notebook for judging. Improvements presented must have been completed in the past year.

Make sure your Grange name is on the front cover of the notebook. Include photographs, especially "before and after" pictures, and a summary of the projects in 500 words or less. Include newspaper clippings about your endeavor. Helpful facts to include in your report: a listing of major expenses; source of funds for improvement projects; and details about the volunteers who helped (both members and non-members).

To enter, send the notebook directly to the Washington State Grange. **Entries must be postmarked no later than May 15.**

Four top entries will be selected. They will receive a plaque and cash awards of \$500 of first place, \$300 for second place, \$200 for third place, and \$100 for fourth place. Each Grange that enters will receive a large metal Grange logo sign.

REASONS TO BELONG TO THE GRANGE

1. Enjoy a direct voice in the state legislative process.
2. Have a voice in Washington, DC through the National Grange.
3. Travel benefits (rental cars, hotel discounts, etc.)
4. Availability of dozens of college scholarships.
5. Access to numerous State Grange social activities.
6. Grange camper clubs statewide.
7. Ability to participate in community service in virtually every community.
8. Support of leadership development activities for youth.
9. Enable an active Junior Grange or 1+ program for children.
10. Educational programs for children, youth, and adults.
11. Support for community, county, and regional fairs.
12. Availability of leadership opportunities.
13. Active promotion of initiatives to benefit the state's agricultural industry and rural Washington.
14. Numerous contests and hobby activities.
15. Accidental death and dismemberment insurance policy through American Income Life Insurance..
16. Development of Grange Youth programs at fairs across the state.

17. Opportunity to make new friends.
18. Subscription to the Washington State Grange News.
19. Pride of belonging to a 158-year old organization with a distinctive pro-active history.
20. The opportunity to improve each community across our state.

GRANGE CAMPER ASSOCIATION

Grange Camper Association members have a great time all year long and they are actively looking for others to join in the fun.



Across the state, there are seven active camper clubs, all involving Grange members in enjoyable gatherings and excursions with their recreational vehicles. The clubs are linked together through the Grange Camp Association of Washington, which hosts an annual Fun Rally each spring.

Camper Association spokesperson Verne Figg encourages all Grangers with RV's to get involved. Interested members may contact the State Grange Office for current information on camper association leadership.

WASHINGTON STATE GRANGE FOUNDATION

Foundation General Fund

To help students further their education, the Washington State Grange, through its foundation, continues to offer scholarships to qualified students as funds from current contributions or interest

from dedicated funds become available. The foundation fund is a qualified tax-exempt foundation. Donations to the fund are tax deductible.

Memorial Record Book

A permanent record of those memorialized by contributions to any of the funds within the foundation is maintained in the book of memories and kept in the historical cabinet at the State Grange Headquarters in Olympia.

King Memorial Fund

The King Memorial Fund is used primarily to purchase recreational equipment for the Junior Grange camping program.

Junior Grange Campship Fund

The Junior Grange Campship Fund is used to award partial campships to campers in the Junior Grange camping program.

Historical Fund

In 1964, the delegate body of the Washington State Grange voted to establish a Grange historical fund.

Wills and Bequests

Grange members are encouraged to remember the Washington State Grange foundation in their wills and bequests. For more information, please contact the State Grange President.

WASHINGTON STATE GRANGE SCHOLARSHIPS

Scholarships are offered each year through the Washington State Grange Foundation to assist Grange members attending college.

Applications for scholarships will be taken through April 1 of each year for the following school year.

Requirements vary for the different scholarships.

Additional information about the State Grange Scholarship program and an application form are available by writing, calling, or emailing the Washington State Grange. Forms are also available online at www.wa-grange.com

Family Living Scholarship Fund

Two categories of scholarships are offered each year from funds collected by the Grange Family Living Department. The number of \$750 one-year scholarships granted depends upon the amount of funds accumulated during the previous year. Applicants for the family living scholarships must have been Grange members for at least one year.



One Family Living scholarship category is for students pursuing vocational education. The other category is for individuals enrolled in home economics studies.

Agricultural Scholarships

- **Kegley Agricultural Scholarships** (must have completed two years of college)
- **Norman Buchholz Agricultural scholarship**
- **Kittleson Memorial Agricultural Scholarships**
- **Horace Bozarth Scholarship** (Ag or Home Economics)
- **Kiona-Benton (Koss Memorial) Scholarship**
- **Martin & Grace Forry Scholarship**

Applicants for these scholarships must be high school seniors or graduates already enrolled in

institutions of higher learning. They must be a Grange member in the State of Washington.

The one-year scholarships may be used at any institution offering courses leading to a certificate or degree in some field of agriculture. This includes community colleges.

The recipients must be majoring in some field of agriculture (or home economics for the Bozarth Scholarship). Payments will be made directly to the college after notification of the student's registration.

General Scholarships

- **Adrian & Betty DeVries Memorial Scholarship**
- **Delpha Goude Scholarship**
- **Marion & Snowie Vanderpool Scholarship**
- **Riverview Grange Scholarship**
- **Fox Island Grange Scholarship**
- **Nob Hill Grange Scholarship**
- **Ray & Marian Kamerrer Scholarship**
- **Enga M. Anderson Scholarship**
- **Bear Creek Scholarship**
- **Rock Creek Scholarship**
- **French Creek Scholarship**
- **McCleary Grange Scholarship**
- **Pomona Villa Scholarship**

Applicants for these scholarships must be high school seniors or graduates already enrolled in institutions of higher learning. They must be a Grange member in the State of Washington.

The scholarships may be used at any institution offering courses leading to a certificate or degree in a recognized profession or vocation. Each scholarship is for one year and is a minimum of \$750.

Marie Snyder Memorial Scholarship

Applicant must be a senior at Kahlotus or Washtucna schools or a member of Ralston Grange.

* * * *

Application forms for all scholarships may be downloaded from the State Grange website: www.wa-grange.com.

All portions of completed applications must be in the State Grange Office by April 1.

COOPERATIVE ACTIVITIES

The Grange recognizes that cooperatives can assume many forms and provide benefits to their members/owners in widely differing business and service sectors. The Grange has always encouraged the formation of new cooperatives and we feel that cooperative businesses can be highly beneficial to all who participate. The Washington State Grange recognizes that the cooperative business model can be a tremendous force for achieving economic development in our rural communities. The State Grange encourages its members to actively participate in cooperative ventures of all types, both existing cooperatives and emerging co-ops, to promote the economic well-being of all regions of our state.

We support the activities of the Northwest Cooperative Development Center in forming new cooperatives and assisting existing cooperatives and urge the cooperatives to consider mergers and joint ventures as ways to facilitate better service and cost savings for their members/owners.

▪ We encourage cooperative board members and personnel to attend training sessions to enhance the quality of products and services they provide to the members/owners.

▪ We encourage each Grange to have a program about cooperatives to educate their members and community.

▪ We commend the efforts of the WSDA to promote cooperative ventures as a means of rural business development in Washington State and we urge that increased funds be allocated for this purpose.

QUILTS OF VALOR PROJECT

The National Grange is a recognized partner in the mission of the Quilts of Valor® Foundation as an official Under Our Wings® program. This program allows Grange members to create quilts and present them to veterans in their communities and to teach the art of quilting to novices and young people while completing this meaningful community service. All quilts awarded should be reported to the Quilts of Valor® Foundation through the govf.org website.

For more information on the Quilts of Valor program, contact our State Grange QOV Coordinators:

Debbie Riegel-Yates, 360-420-5108

Pat Veleke, 360-742-3591

LECTURER DEPARTMENT

State Lecturer

Leslie Jo Wells
18232 201st Avenue SE
Monroe, WA 98272
360-306-0905
lesliewells@att.net

State Lecturer Team Members

Sherry Cummins
781 Regal Rd.
Elk, WA 99009
509-292-8643
sherry.cummins@klmfg.com

Claudine Mincks
305 Allison Way
Goldendale, WA 98620
509-250-0670
claudinemmincks@gmail.com

Anita Mastin
2913 Dale Lane E
Fife, WA 98424
253 380-4969
amastin253@gmail.com

MISSION STATEMENT

The mission of the State Grange Lecturer Department is:

- To provide educational material and encourage programs that will educate and entertain both members and non-members
- To provide opportunities for Grange members to showcase their talents and skills
- To encourage Granges and Grange Lecturers statewide in developing relevant projects and programs to benefit their Granges and communities
- To provide a set of programs/projects that can be adapted for use in all Granges across the state
- To assist Granges in developing programs and activities that will increase Grange awareness across the state



The Washington State Grange may not be held liable for any items lost or damaged in any Grange contest.

SUMMARY OF 2025 DATES LECTURER PROGRAM

2025

| January | February | March | April |
|-------------------------------------------------------------------------------------------------------------------------------------------------------------------------------|-------------------------------------------------------------------------------------------------------------------------------------------------------------------------------|-------------------------------------------------------------------------------------------------------------------------------------------------------------------------------|-------------------------------------------------------------------------------------------------------------------------------------------------------------------------------|
| Su Mo Tu We Th Fr Sa | Su Mo Tu We Th Fr Sa | Su Mo Tu We Th Fr Sa | Su Mo Tu We Th Fr Sa |
| 1 2 3 4 5 6 7 8 9 10 11 12 13 14 15 16 17 18 19 20 21 22 23 24 25 26 27 28 29 30 31 | 1 2 3 4 5 6 7 8 9 10 11 12 13 14 15 16 17 18 19 20 21 22 23 24 25 26 27 28 29 30 31 | 1 2 3 4 5 6 7 8 9 10 11 12 13 14 15 16 17 18 19 20 21 22 23 24 25 26 27 28 29 30 31 | 1 2 3 4 5 6 7 8 9 10 11 12 13 14 15 16 17 18 19 20 21 22 23 24 25 26 27 28 29 30 |
| May | June | July | August |
| Su Mo Tu We Th Fr Sa | Su Mo Tu We Th Fr Sa | Su Mo Tu We Th Fr Sa | Su Mo Tu We Th Fr Sa |
| 1 2 3 4 5 6 7 8 9 10 11 12 13 14 15 16 17 18 19 20 21 22 23 24 25 26 27 28 29 30 31 | 1 2 3 4 5 6 7 8 9 10 11 12 13 14 15 16 17 18 19 20 21 22 23 24 25 26 27 28 29 30 | 1 2 3 4 5 6 7 8 9 10 11 12 13 14 15 16 17 18 19 20 21 22 23 24 25 26 27 28 29 30 31 | 1 2 3 4 5 6 7 8 9 10 11 12 13 14 15 16 17 18 19 20 21 22 23 24 25 26 27 28 29 30 31 |
| September | October | November | December |
| Su Mo Tu We Th Fr Sa | Su Mo Tu We Th Fr Sa | Su Mo Tu We Th Fr Sa | Su Mo Tu We Th Fr Sa |
| 1 2 3 4 5 6 7 8 9 10 11 12 13 14 15 16 17 18 19 20 21 22 23 24 25 26 27 28 29 30 | 1 2 3 4 5 6 7 8 9 10 11 12 13 14 15 16 17 18 19 20 21 22 23 24 25 26 27 28 29 30 31 | 1 2 3 4 5 6 7 8 9 10 11 12 13 14 15 16 17 18 19 20 21 22 23 24 25 26 27 28 29 30 | 1 2 3 4 5 6 7 8 9 10 11 12 13 14 15 16 17 18 19 20 21 22 23 24 25 26 27 28 29 30 31 |

January/February

Grange Resource and Information Training Conferences at various locations across the state

April

April is GRANGE MONTH

15 - All Creative Writing Contest Entries due to State Lecturer (postmark date)

May

15 - Pomona Lecturer Report Forms for Photography and Arts & Crafts Contests due to State Lecturer

June

24 (1 pm) - 25 (12pm) - State Contest Entries (Photography, Arts & Crafts) check-in at the State Grange Convention

25 - 29 - State Grange Convention @ Southwest Washington Fairgrounds, Chehalis/Centralia.

October

31 - State Grange Fair Booth Contest Entries due to State Lecturer (postmark date)

December

31 - Annual Lecturer Report from all Subordinate and Pomona Granges due to State Lecturer

LECTURER FUND RAISING ACTIVITIES

The Lecturer Department, along with other Grange Departments, receives funding from the budget of the Washington State Grange. It is our desire to raise additional funds so that we may increase our programs and activities. The primary fund-raising activity for the Lecturer Department is the live and silent auctions held at the State Grange Convention. Donations for the auction are accepted and encouraged. Please contact your State Lecturer Team Member for additional details on the auction and other fund-raising activities.

LECTURER EDUCATIONAL PROGRAMS – 2025

The following subjects have been selected by the State Lecturer Team as our educational topics for 2025. Each lecturer is encouraged to select from these subjects for their education programs. The educational program may be a speaker, discussion, debate, or it may follow another format. You may also ask a member to research the subject and report back to your Grange members. Be creative in the format of your programs and use a variety of education methods to keep your members informed. Information on the following subjects will be included in your Lecturer packet and on the State Grange website.

Candle Lighting Ceremony – Start the new year by conducting the State Grange Candle Lighting Ceremony.

Mentoring New Members/Granges – Mentoring is a tried-and-true method for using past experience of your members to assist new members or Granges in the Grange experience.

Rural Minds – This is a 501(C)(3) nonprofit organization National Grange is partnering with whose mission is to serve as the informed voice for mental health in rural America, and to provide mental health information and resources.

Heirloom Program – A National Program spanning five years designed to remind and educate our members on the cornerstone of what it is to be a Grange and Grangers.

Safety – Select a Safety topic that would be of interest to your members.

Grange Membership – A Give and Take Relationship – Do you have a talent or expertise that can benefit the members of your Grange? Social Media skills? Food preservation expertise? Nutrition knowledge? These are just a few examples of “a give” from you. As others share their contributions, that becomes your “Take.”

Where I Live – Do some research about the city or area in which you live and present that information to the members. Maybe your city has a special anniversary coming up that your Grange can help with planning a celebration for the event.

Programs of Opportunity - Work with other Grange departments and encourage them to prepare a program on an appropriate

subject for your Grange members:
Family Living
Youth/Young Adults (Grange or other)
Junior Grange or Grange Camp
Community Service

Other Available Programs – The National Grange has material available for educational programs. Visit the National Grange website: www.nationalgrange.org. Topics include the Patriots Program (DVDs and Certificates) available on WWII, Korean Conflict and Vietnam

GRANGE MONTH

Grange Month is celebrated in



April. The purpose of Grange Month is to let your community know what the Grange is doing across the state and nation. The National Grange will prepare a packet of information that will be available on the National Grange website: www.nationalgrange.org

In recognition of Grange month, we ask each Grange to hold some type of Grange awareness program. This may be an Open House or Special Program at your Grange Hall or you may want to set up a Grange promotional display in your community. The display should include the Grange emblem, name and number of the

Grange, and the name and number of a contact person. The National Grange asks each Grange to have an open house to celebrate the Grange during the month of April. Please report your Grange Month activities on your annual report and on the special Grange Month report form available within the material on the national website.

GRANGE FAIR BOOTH CONTEST

The objective of the fair booth program is to improve public opinion of the Grange and the community it serves by **telling the story of agriculture**. For Produce Booths, agriculture is evident through the contents of the display. That is not so easy for an Educational display. However, your display could showcase activities like sponsoring or participating in a Farmer's Market, provide a display through pictures and words of the impacts of zoning changes on agricultural lands or a display that clearly shows any issues or activities your Grange is involved in that are agricultural related. Rules for the contest are as follows:

1. Entries are due to the State Lecturer, postmarked by October 31.
2. The entry shall consist of a report (400 words maximum) describing the display and shall be accompanied by photographs and/or newspaper clippings. All photos and clippings shall be attached to a piece of paper/cardstock – in other words...no loose clippings or photos. Your photos should be printed on photo paper. Clear,

photos are important since the judges cannot see the actual booth. The entry should include a photo of the entire finished booth with other close-up photos showing maybe a quarter of the booth. The report shall be no more than 10 total pieces of paper. The entry must be in a folder of some type (No hard cover binders.) Judging will be done by three qualified judges.

3. The front page of the report shall include the following information: Grange name and number, name of the fair entered, contact person's name and mailing address, and division entered.

4. Subordinate Granges: There will be two divisions: Division I - Produce; and Division II - Educational. Each Subordinate Grange putting a display in any



fair is eligible to enter the contest. Granges participating in multiple fairs may have multiple entries. Prizes in each division are sponsored by the Washington State Grange and will be: First Place - \$100; Second Place - \$75 and Third Place - \$50.

5. Pomona Granges: There will be two divisions: Division I - Produce; and Division II - Educational. Each Pomona Grange putting a display in any fair is eligible to enter the contest. Pomona Granges participating in multiple fairs may have multiple entries. Prizes in each division will

be: First Place - \$100; Second Place - \$75 and Third Place - \$50.

6. Grange Youth Groups: Grange Youth (ages 14-35) Groups creating a display and entering it in the name of the youth group at any fair are eligible for this class in the state contest. All displays will be judged in one division using the Educational Score sheet. Prizes, sponsored by the Washington State Grange, are: First Place - \$50; Second Place - \$30; and Third Place - \$20.

7. Judging criteria in the Produce Division: Booth Arrangement and Design - 200 points; Livestock Products (quality, quantity, and variety) - 200 points; Agricultural Products/Seeds/Grains (quality, quantity, and variety) - 200 points; Horticultural Products (quality, quantity, and variety of herbs, forest products, fruits, nursery stock, flowers, etc.) - 200 points; and Vegetables (quantity, quality, and variety) - 200 points; total of 1000 possible points.

8. Judging criteria in the Educational Division: Choice of Agricultural Message - 20 points; Supporting Data - 30 points; Visualization of Message/Design of Display - 30 points; and Originality - 20 points; total of 100 possible points.

OPEN HOUSES AND BOOSTER PROGRAMS

The purpose of a booster night program is to promote the Grange and to encourage people to join our organization. It is also a time to revitalize interest in the Grange among our members who may not attend on a regular basis. The State Grange Master will prepare a booster night message and send

it to each Grange. You are encouraged to plan an informational program for the public. Be creative in the program you develop. Be sure to list what you did on your annual lecturer report.

LECTURER REPORTS AND RECOGNITION

The annual lecturer report is the only mechanism we have to determine if our programs are effective. With that in mind, we ask that you take a few minutes to complete the report and send it to the State Lecturer by the December 31 deadline.

Pomona Grange Recognition

Outstanding Lecturer Awards will be presented to up to five Outstanding Pomona Grange Lecturers, based upon the annual report.

Subordinate Grange Recognition

Outstanding Lecturer Awards will be presented to up to ten Outstanding Subordinate Grange Lecturers, based upon the annual report and participation in the following activities.

- Presentation of at least three (3) educational programs at your Grange during the year.

- One (1) entry in any contest sponsored by the Lecturer Department

- Holding two (2) special observances in your Grange...one must be a Grange promotional activity (Grange Month Program/Activity, Fair Display, or Booster Program)

- Attendance at any one (1) Lecturer or Leadership conference



STATE GRANGE PHOTOGRAPHY CONTEST

1. This contest is open to both



Grange members and non-members. Non-members must be sponsored by a Subordinate Grange. Receiving compensation of any kind does not prohibit a member from taking part in the contest.

2. The photographer must select the class for his/her entry.

3. A print of a photo may be entered in only one class.

4. Participants may enter all classes using separate prints.

5. Participants may have more than one entry per class. This will allow for a bigger and better photography contest at the Pomona level.

6. Entries must be completed after May 15 (or the Pomona judging date) of the previous year.

7. Prints may be made by a commercial processor but must have been taken by the entrant.

8. Photo manipulation: Only minor manipulations, such as color corrections, elimination of red eye, or cropping are allowed for adult Classes A – U and Youth Classes BA – BI.

A new class for **Manipulated**

photos has been added for Adults and Youth. These new classes, **Adult Class V** and **Youth Class BJ** include photos that have been altered/edited using photo manipulation software.

9. At the state level, matting and backing with matte board is required for all photos. There must be a minimum 1" mat margin on all sides and a maximum mat margin of 2 ½" on all sides. Please be sure the photo is securely attached. **NO FRAMES OR COVERINGS OF ANY TYPE.**

10. The Pomona Lecturer has the authority to adjust the rules as necessary for the Pomona contest, including whether matting is required at the Pomona level.

11. Photos must be a minimum size of 5"x 7" and a maximum size of 11"x 14". This does not include the mat.

12. Title is optional.

13. Age of contestants in the youth and junior groups will be as of January 1 of the current year.

14. **The State Grange assumes no liability for loss or damage to entries.**

15. All entries will be judged at the Pomona level. The highest scoring entry in each class should receive a purple ribbon and be forwarded to the state contest, held during the State Grange Convention in June.

16. Judging in the photography contest will be based on: Category Fit, Quality, Interest, Composition, and Presentation.

17. All entries will be awarded ribbons. Best of Class Rosettes will be awarded at the state level to the highest placing entry in each class.

18. State Level Monetary Awards:

Adult Groups

Best of Show Photo - \$50

Second Best of Show Photo - \$25

Youth and Junior Groups

Best of Show Photo - \$25

Second Best of Show Photo - \$15

GROUP I - Adults, age 20 and over

Section I - Single Printed Photos (color, black/white, or digital)

Classes:

- A. Scenic Photos
- B. Washington My Home (scenes, sights, and people from WA)
- C. Animals/Pets
- D. Birds
- E. People
- F. Portraiture
- G. Historical
- H. Agriculture and Farming
- I. Celebration(s)
- J. Water
- K. Flora
- L. Winter
- M. Spring
- N. Summer
- O. Autumn/Fall
- P. Insects & Bugs
- Q. Grange Activities
- R. Recreational Activities
- S. Lines, Shapes or Forms
- T. Transportation
- U. General Interest
- V. Manipulated

Group II - Youth, ages 14-19

Section 1 - Single Printed Photos (color, black/white, or digital)

Classes:

- BA. Scenic Photos
- BB. Animals/Pets
- BC. People
- BD. Food
- BE. General Interest
- BF. Grange Activities
- BG. Water
- BH. Flora
- BI. Recreational Activities
- BJ. Manipulated

Section 1 - Single Printed Photos
(color, black/white, or digital
Classes:

- CA. Scenic Photos
- CB. Animals
- CC. People
- CD. Food
- CE. General Interest
- CF. Grange Activities
- CG. Water
- CH. Flora
- CI. Pets

CREATIVE WRITING CONTEST

1. This contest is open to Grange members only. Remember we no longer have categories for younger than 14 years old.



2. All entries must be either typed or neatly written in ink on 8 ½" x 11" paper. Illegible entries will be disqualified.

3. The following should be placed on the top right corner on the front of the entry: Name of entrant, Grange name and number, and Group/Class entered.

4. The Poetry Topic for 2025 is "The Grange of the Future". There is a 500-word limit.

5. The Short Story Topic for 2025 is “My Garden Grows...” The

maximum length is 3 pages, double spaced. Your short story/anecdote should entertain the reader.

6. All entries must be post marked by April 15th and sent to: Leslie Jo Wells, State Lecturer, 18232 201st Ave SE, Monroe, WA 98272.

7. Judging criteria: originality and organization; adherence to topic and contest rules; and grammar, spelling, punctuation, and neatness.

8. Prizes: All entries will receive blue, red and green ribbons. First, second, and third place in each class will receive rosettes. Cash prizes will be awarded as listed below.

Group A – Adults, age 20 and over

The Best of Show entry in this group will receive \$50 and the 2nd Best of Show entry in this group will receive \$25

A-1 – Poetry – Metered

A-2 – Poetry – Free Verse

A-3 – Short Story

Group B – Youth, ages 14-19

The Best of Show entry in this group will receive \$50 and the 2nd Best of Show entry in this group will receive \$25

B-1 – Poetry – Metered

B-2 – Poetry – Free Verse

B.3 – Short Story

ARTS & CRAFTS CONTEST

1. This contest is open to both Grange members and non-members. Non-members must be sponsored by a subordinate Grange.

2. All work must be the work of the exhibitor. Entries must have been completed after May 15 (or

Pomona judging date) of the previous year.

3. Participants may have more than one entry per class_at the Pomona level.

4. Exhibitor must assure that their entry is entered in the correct class.

5. Soiled items will not be accepted.

6. All entries will be judged. Any entry deemed inappropriate by the person in charge of the contest may not be displayed.

7. Any entry that is intended to be hung must be ready for hanging with the appropriate hanging device attached.

8. Age of youth and junior contestants will be as of January 1 of the current year.

9. All entries will be judged at the Pomona level. The highest scoring entry in each class at the Pomona contest should receive a purple ribbon and forwarded on to the state contest, to be held at the State Grange Convention in June. The Pomona Lecturer has the option of bypassing this rule if only one entry is received at the Pomona level and that entry is deemed to be of inferior quality.

10. Contestants at the state level must be responsible for bringing their items to the state convention and picking them up at the designated time.

11. Valuable items should be adequately insured by their owners before being sent to the state convention. **The State Grange assumes no liability for loss or damage to entries.**

12. Judging in the craft contest will be based on: appearance, design, originality and creativity, workmanship and item appropriately finished

13. Awards: Pomona contest awards are the responsibility of the Pomona Grange. All entries should be awarded ribbons - purple, blue, red, white, or green. State contest awards will be awarded by the State Grange Lecturer Department. Ribbons will be awarded to all entries. Rosettes will be awarded to the top entry in each class.

14. The Best of Show entry in each Group A-I will receive \$50 and the 2nd Best of Show in the same groups will receive \$25.

15. The Best of Show entry in each Group J-K will receive \$25 and the 2nd Best of Show in the same groups will receive \$15.

Group A - Paintings and Drawings, Adults, ages 14 and over

Original artwork must be entered. Prints and/or copies will not be accepted. All entries in this group must be framed or have a firm backing so they can be properly displayed.

A-1 Oils

A-2 Acrylics

A-3 Watercolors

A-4 Mixed Medium

A-5 Drawings – Any Medium

A-6 Miniature (3"x3"max.) – Any Medium

A-7 Other

Group B - Fiber Craft/Needle Arts, Adults, ages 14 and over

B-1 Weaving

B-2 Embroidery, Hand

B-3 Knit, any item

B-4 Crochet, any item

B-5 Counted Cross Stitch (framed)

B-6 Counted Cross Stitch (Unframed)

B-7 Plastic Canvas

B-8 Other Fiber Craft

B-9 Other Needle Art

Group C - Holiday/Seasonal/ Celebration Crafts, Adults, ages 14 and over

C-1 Christmas Ornaments

C-2 Christmas Decorations

C-3 Thanksgiving Decorations

C-4 Halloween Decorations

C-5 Other Holiday Decorations

C-6 Non-Holiday Decorations

C-7 Seasonal Decorations

C-8 Other Celebration Décor



Group D - Wood Crafts, Adults, ages 14 and over

D-1 Woodworking (with a finish)

D-2 Woodcrafts (without a finish)

D-3 Wood Birdhouse

D-4 Wooden Toy

D-5 Any Woodworking Item (ages 14-19)

D-6 Other Wooden Item

Group E – Recycled Crafts, Adults, age 14 and over

All items in this group must clearly be recycled.

E-1 Recycled Fabric/Fiber

E-2 Recycled Wood

E-3 Recycled Metal

E-4 Recycled Plastic

E-5 Recycled from Any Other Item

Group F - Constructive Crafts, Adults, age 14 and over

F-1 Glass Craft

F-2 Metal Craft

F-3 Sculpted Clay/Pottery

F-4 Yard Art

F-5 Ceramics, Any item

F-6 Leathercraft

F-7 Other Constructive Crafts

Group G - Paper Crafts, Adults, age 14 and over

G-1 Handmade Card (holiday) – do not send envelope

G-2 Handmade Card (all occasion) – do not send envelope

G-3 Origami

G-4 Quilling

G-5 Adult Coloring, mounted on a stiff backing

G-6 Other Paper Craft

Group H - General Crafts, Adult, Ages 14 and over

H-1 Beading

H-2 Jewelry

H-3 Decorative Painting

H-4 Wearable Art

H-5 Toys (other than wood)

H-6 Nature Craft – no live plants

H-7 Flower Arrangement/Corsage - dried or silk, no live plants

H-8 String, Cord, or Macrame

H-9 Other General Craft Item

Group I – Grange Promotional Art/Craft, Ages 14 and over

All items in this group must be used to promote the Grange and/or Grange activities. State/National Grange generated items are not eligible. No DVDs, CDs or electronic media.

I-1 Grange Promotional Brochure

I-2 Grange Event Flyers

I-3 Posters

I-4 Promotional T-shirt/Vest

I-5 Other Promotional Art/Craft Items

Group J - Arts & Crafts, Children, Ages 10-13

Paintings and drawings must be either framed or mounted with a firm backing.

J-1 Paintings, any medium

J-2 Drawings, any medium

J-3 Lego Item – From a kit

J-4 Lego Item – Not a kit

- J-5 Wood Craft
- J-6 Fabric/Fiber Craft
- J-7 Paper Craft



- J-8 Decorations
- J-9 Wearable Art
- J-10 Any Item made from a Kit – Other than Legos
- J-11 Other Arts & Craft Items

Group K - Arts & Crafts, Children, Ages 5-9

Paintings and drawings must be either framed or mounted with a firm backing.

- K-1 Paintings, any medium
- K-2 Drawings, any medium
- K-3 Lego Item – From a kit
- K-4 Lego Item – Not a kit
- K-5 Wood Craft
- K-6 Fabric/Fiber Craft
- K-7 Paper Crafts
- K-8 Decorations
- K-9 Wearable Art
- K-10 Any Item made from a Kit – Other than Legos
- K-11 Other Arts & Crafts Items

LECTURER'S SERVICE PROJECTS

STATE GRANGE DEAF FUND

Granges are encouraged to support the deaf community with their donations to the State Grange Deaf Fund. Donations are collected annually and then forwarded to organizations who support deaf awareness programs. Past recipients have included the Dogs for the Deaf Program, the WA State School for

the Deaf, and the SW WA Center for the Deaf and Hard of Hearing. Checks should be made payable to the Washington State Grange and sent to the State Grange Lecturer.

AGRICULTURAL EDUCATION CHARITY SUPPORT

Washington Agriculture In the Classroom (WAIC) was organized by volunteers in 1983 as a nonprofit organization. The volunteer WAIC Board oversees all WAIC activities and finances, including the *Ag@School* magazine distribution, teacher outreach and funding promotion. The WAIC office is located in Lacey in the Farm Bureau building. Donations may be made to WAIC and sent to: PO Box 3638, Lacey WA 98509-3638.

CONTEST TRAVEL FUND DONATIONS


Each year, our state can send a delegation to the National Grange Convention for participation in the various programs. This includes, but is not limited to public speaking and sign-a-song participants, youth ambassadors, and national youth officers. The State Grange tries to pay flight and occasionally lodging costs for these participants. Donations to cover these expenses are graciously accepted. Please send your check, made payable to WA State Grange, to the State Grange Office and designate it for the Travel Fund.

PROMOTING COMMUNITY SERVICE PROGRAMS

The Lecturer's Department will continue to promote and support the following Community Service activities:

- Outstanding Community Volunteer
- Partnering with Schools
- Keep Washington Warm (Youth)
- Words for Thirds
- Book Collections
- Personal Care Items
- Feed the Hungry
- Support for Junior Grange Programs

We will also promote and support other departments with their choices of Community Service Projects.



NATIONAL LECTURER PROGRAMS AND CONTESTS

Please refer to the 2025 National Grange Program Handbook for guidelines. All contests have a September 1 entry deadline. National Grange Lecturer contests are:

- Quilt Block Challenge
- Virtual Photo Contest
- Garden Design Contest
- Design-a-Program Contest
- Creative Writing Contest

COMMUNITY SERVICE DEPARTMENT



Community Service Team

Claudine Mincks -Director
305 Allison Way
Goldendale, WA 98620
509-250-0670
claudineminkcs@gmail.com

The State Grange Community Service Program continues to undergo annual changes. It is important to note that the community service contest is only one part of the total community service program. Granges are encouraged to participate in as many community service projects as possible and to report their efforts to the State Grange. The reporting year for community service is June 1 to May 31, annually.

POMONA GRANGE AWARD FOR PUBLIC SERVICE

The Pomona Award for Public Service is presented by a Pomona Grange to either a member or non-member individual or group.

The award is a certificate, which comes with a 10" x 12 ½" walnut finish plaque with plexi-glass cover. You may obtain your own award or you may order the national award from the National Grange Store at the National Grange Office. Please plan on four weeks for delivery of awards.

SUBORDINATE GRANGE COMMUNITY CITIZEN AWARD

This is an excellent opportunity to promote your Grange to reward an individual or group in your community for their involvement or outstanding achievements. The Community Citizen Award is presented by a Subordinate Grange to a non-member individual or group. The award is an 8 ½" x 11" certificate in a special folder, which bears the Grange emblem. A marble paperweight with a seven-sided Grange emblem on top and small brass plate for personalization may also be ordered. If you desire to obtain awards in your own community, you may do so. The key is to be sure that the Grange name and/or emblem is on any award you present. The award may be purchased from the National Grange Store. Please plan on four weeks for delivery of awards.

VOLUNTEER RECOGNITION PROGRAM

- *LAW ENFORCEMENT OFFICER*
- *FIREFIGHTER/EMS*
- *TEACHER*
- *VOLUNTEER GROUP*
- *GRANGE MEMBER COMMUNITY VOLUNTEER*

At the state level, we will recognize an "Outstanding Community Volunteer Group", "Outstanding Grange Member Community Volunteer", "Outstanding Law Enforcement Officer", "Outstanding Teacher"

and "Outstanding Firefighter" each year. Groups may not be Grange groups, but Grange members may be members of the group.

There is a one-page nomination form in the Community Service packet. All nominations for the state award are due by June 1 to the WA State Grange Office. Awards will be presented at the State Grange Convention. If the National Grange has awards available, the state winners will be forwarded on to the national level for consideration of those awards.

PARTNERING WITH SCHOOLS

Each Grange is asked to meet with their local school officials to determine how the Grange can support the educational system. Each school system is a little different. You may be surprised how your members can help. You may desire to continue the Reading Award Program, recognizing the outstanding or most improved readers in the school. You may want to award educational scholarships to graduating high school students. You may choose to assist the students by serving as tutors or lunch buddies. You may want to promote the "Ag in the Classroom" program and sponsor a local teacher for this program. There may be an afterschool program that needs tutors, instructors, or monitors. We encourage you to be creative and open-minded in developing the project for your Grange and local

school. We must reach out and “Imagine the Possibilities”.




**KEEP
WASHINGTON
WARM**

In cooperation with the State Grange Youth Department, we will be collecting stocking caps, mittens, gloves, scarves, socks, coats, etc. for distribution to the less fortunate in our state. Items may be purchased or hand made. Donations should be delivered to the State Grange Convention. Grange youth will display the items and then distribute the items in the host convention area following the convention.

FEED THE HUNGRY

Granges are also encouraged to support their local food bank through food collections and assisting throughout the year. All donations should be made at the local level.

WORDS FOR THIRDS



We work with an educational program entitled “Words for Thirds”. The goal is to provide a dictionary for every third-grade student. Order forms and additional program material is available online at <https://www.dictionaryproject.org>. In large school districts, we ask the Grange to take the lead and solicit other organizations to

assist in providing the dictionaries. By displaying our leadership qualities and taking the lead on this project in our communities, we can work to increase membership and prove that the Grange is alive and strong in our communities.

**SCHOOL SUPPLY
COLLECTION**



In cooperation with the State Grange Junior Department, we will be collecting backpacks, notebooks, writing supplies, coloring supplies, glue, thumb drives, earphones, Kleenex, etc. for distribution to the less fortunate students in our state. Items may be purchased or cleaned and gently used where appropriate.

Donations should be delivered to the State Grange Convention. The Junior Department will display the items, pack and then distribute the items in the host convention area following the convention.

PERSONAL CARE ITEMS

The State Grange will again be collecting personal care items at the State Grange Convention. This will include soap, shampoo, toothbrushes, toothpaste, wash cloths, lotions, and numerous other items. It is important that **ALL ITEMS ARE TO BE UNOPENED, UNUSED AND**

UNDAMAGED. You may drop your items off in the Community Service Display area at the convention. All items are then distributed in the convention host county area. If you donate these items locally, be sure to note that on your community service report.

**JUNIOR GRANGE
PROGRAM SUPPORT**

Each Grange is asked to support the Junior Grange Program. You may contribute to an individual Junior Grange or to one of the Junior Grange Camps (please refer to the Junior Grange Section of the handbook). Some Junior Granges need assistance with craft projects or chaperones for field trips.

Financial contributions are needed for two funds set up in the Grange Foundation. The King Memorial Junior Camping Fund allows camps to purchase needed equipment. The Campship Fund assists Junior Grangers to attend Junior Grange Camp one time per child.

Each Grange is asked to support the Junior Grange and our excellent camping program. Checks should be made payable to the WA State Grange Foundation and mailed to the State Grange Office. Please add a note stating where the funds should be placed.

OTHER SERVICE PROJECTS

Please refer to each department section of the handbook for a complete list of service projects being conducted at the state level.

COMMUNITY SERVICE CONTEST

*Sponsored by the WA State
Grange Foundation, the WA
State Grange, and the National
Grange*

There are two classes of the State Grange Community Service Contest, based upon the membership (regular and associate combined) of the Subordinate Grange as of March 31. The number of members reported should match the 3/31 Grange Secretary Report. The State Grange has the authority to correct membership level, if reported incorrectly. Classes are:

- **Class I** - Subordinate Granges with 40 or less members
- **Class II** - Subordinate Granges with 41 or more and All Pomona Granges

Contest Rules:

1. The reporting period begins on June 1, 2024 and ends on May 31, 2025.
2. Completed reports/notebooks are due by June 1 to the WA State Grange Office. Any report

received after June 5 will not be included in the contest judging. Reports may be submitted electronically or mailed.

3. Please refer to the guidelines for preparing your report, which are included in the community service packet.

4. Your community service report should consist of the following: the community service report form; report of your work explaining the need for the project; what you did and including recognition and pictures; and identification of your major project for the year. The more information you can provide and the more documentation you have will strengthen your report. Your main project should be stronger than the other projects and may require more pages and documentation than the others. There is a maximum of 50 pages (front and back) or 100 total sides, not including the report form.

5. Your Grange name and number should be listed on the cover.

6. The following score card will be used in judging the community service contest: Need for the

Project Selected – 20%; Program Plan – 15%; Cooperation Achieved – 20%; Project Evaluation – 20%; Community Involvement of Grange Members – 10%; Participation in State Grange Community Service Projects – 5%; Presentation of Report – 10%

7. Judging will focus on the projects initiated by your Grange, rather than following the leadership of other groups. Judges will evaluate the impact your Grange has had on the local community.

8. The WA State Grange will present awards in each class as follows: First Place - \$200; Second Place - \$150; Third Place - \$100; and Fourth Place - \$50.

9. If the National Grange sponsors a Community Service Contest, state judging will include the selection of our national contest representative. The report submitted for national competition must be submitted digitally to the national level.



*American Values.
Hometown Roots.*

MEMBERSHIP DEPARTMENT

SUBORDINATE GRANGE MEMBERSHIP INCENTIVE PROGRAM

This program will begin January 1, 2025, and end on December 31, 2025. Membership will be calculated based on the monthly Grange Secretary New Member Reports. The drawings will be held at the 2025 WA State Grange Convention.

For the first 300 NEW Subordinate Grange members in the state, each Grange contributing to that number will have their Grange name entered into a drawing for each new member joining the Grange. There will be a drawing for a prize of \$250 if we reach the goal of 300 new members. For each additional 300 new members, we will add one more prize of \$250 each.

These must be new members only. Individual youth members will count if not in a family membership. What will not count? Demits, Reinstatements less than one year, Affiliates, Juniors, and E-Members.

JUNIOR GRANGE MEMBERSHIP INCENTIVE PROGRAM

This program will begin January 1, 2025, and end on December 31, 2025. Membership will be calculated based upon the Junior Grange Secretary reports and the monthly Subordinate Grange Secretary New Member Reports. The drawings will be held at the 2025 WA State Grange Convention.

For the first 50 NEW Junior or Junior +1 Grange members in the state, each Junior Grange contributing to that number will have their Junior Grange or Subordinate Grange name entered in a drawing. There will be three drawings for a prize of \$25 each. For each additional 50 members, we will add one more prize of \$25 each and each additional 50 and so on. These must be new Junior or Junior +1 Grange members only. These awards will be based on the Junior Grange or Subordinate Grange Secretary reports submitted to the State Grange office. Reports are found at www.wa-grange.com Junior Forms & Reports Secretary's Report. Junior Secretary Reports are due March 31.

INDIVIDUAL GRANGE RECRUITER RECOGNITION

This program will begin on January 1, 2025, and end on December 31, 2025.

Recognition will be given to each **Grange member** who recruits new members during the calendar year.

Awards for recruiting new members may be earned by Grange members as follows:

- 5 New Members – a State Grange Membership T-Shirt
- 10 members – a \$25 Grange Bucks Certificate
- Each additional 5 members – a \$25 Grange Bucks Certificate. (Grange Bucks Certificates can be used in the WA State Grange Store for items we have on hand, such

as shirts, hats, sweatshirts, patches, mugs, etc.) There is no limit to the amount of Grange Bucks you can earn. Grange Bucks will expire one year after the issue date.

Information will be taken from the New Member reports that are submitted monthly from the Subordinate Secretary. For family memberships, each new family membership will count as two entries. The awards will be cumulative and will be sent to the recipients as they are earned throughout the year. Grange recruiters will also be recognized in *The Grange News*.

GRANGE GEAR PROMOTIONAL CONTEST

We encourage Granges to develop their own Grange Gear for promotion at their events and activities. While proper use of the Grange logo and emblem is important, we urge Granges to be creative in their use of the Grange logo and emblem.

Granges are encouraged to bring a shirt and/or a hat for the Grange Gear Promotional Contest. There will be two classes:

- Class 1 – Shirts (any type)**
- Class 2 – Hats**

All items must be turned in to the Membership Table at the Convention prior to the opening of the session on Wed, June 25. Entries will not be returned to the Grange.

The shirts and hats will be displayed at the convention. Each

person registered for the convention (both delegates and non-delegates), will be given a ballot to vote for their favorite shirt and their favorite hat.

Entries will be put into a silent auction with the proceeds going to the WA State Grange Foundation. The first-place winner in each class will be auctioned live.

Cash prizes (\$100, \$75, and \$50) will be awarded to the three highest vote getters in each class. Awards will be presented on the Celebration Banquet on Saturday evening of the convention.


**GRANGE PROMOTIONAL
DISPLAY CONTEST**
***"GRANGE STRONG:
ROOTED, RESILIENT, UNITED"***

We encourage Granges to promote their Grange via displays in their communities throughout the year. This may be during Grange Month, during your county fair, or at any time throughout the year.

The purpose of the displays is to promote the Grange, our programs and activities, and to share the positive impact we make on our communities. Displays are a wonderful opportunity to showcase your Grange and to gather support for your activities.

The State Grange Membership Department is having a Grange Promotional Display Contest to assist in promoting the Grange by portraying the positive influences

the Grange has had on our communities, state and nation.



**Contest Information and
General Guidelines**

- Each Grange will arrange their own display area in a prominent public location in their community. It may be in a store or library, at a fair, or during a community event.
- Each Grange should design a display featuring their projects and activities, with focus on positive impacts achieved in their community and state.
- The display should follow the theme *"GRANGE STRONG"*. If your display is from your county fair, you may use your fair theme.
- Grange programs should be represented (i.e. Lecturer, Family Living, Community Service, Legislative, Youth and Junior activities, etc.).
- The display must be in place for a minimum of five days or for the entire duration of the event.
- Each display must include a Grange logo and contact information for the local Grange.
- Each Grange is encouraged to take 3-5 pictures of their display (including one of the complete display).
- Place the pictures in a folder, with a 300-word (maximum) essay about the display and what you wanted to convey.
- Submit pictures of your display for promotion in The Grange News.

- Judging will be completed by a committee and will be based on originality, creativity, design, and overall impact.

- Cash prizes will be awarded to the top three displays: \$100, \$50, \$25.

- All entries should be placed in a folder and sent by October 31 to the Washington State Grange, PO Box 1186, Olympia WA 98507.

GRANGE IN ACTION PROGRAM



The Grange in Action program is designed to encourage all Granges to be active in their communities and complete events or projects, no matter how large or small. Granges (Subordinate, Pomona, and Junior) who wish to be recognized at the 2025 State and National Grange convention as a "Grange In Action" should complete the following requirements:

- Submit a 1-page letter size with pictures and captions of at least 3 various events/activities that the Grange either sponsored or assisted with from Sept 1, 2024 to Sept 1, 2025. Anything over 1 page will be disqualified
- The Grange name, number and state must be on the front of the page
- Granges that qualify for the 2025 Distinguished Grange award are not eligible for this recognition at the national level.

- Entries should be brought to the State Grange Convention and turned into the Membership Table prior to the opening of the convention. Entries will be made into a display of “Granges in Action” at the state convention. Entries from the State Grange Convention will be forwarded by the State Grange to the National Grange for national recognition. Your entry will not be returned.
- Additional entries may be submitted for National Grange recognition and should be submitted no later than September 1, 2025, postmark or electronic by midnight on September 1, 2025.
- Mail to National Grange, Attn. Loretta Washington – 1616H Street, NW Washington, DC 20006
- Email to Loretta Washington @ lwashington@nationalgrange.org Please put in the subject line for

the email: Grange in Action report.

- To be named a “State Grange in Action”, a State Grange must have at least 6 Granges recognized as “Grange In Action.”
- Some of the entries will be on display at next year’s National Convention.

DISTINGUISHED GRANGE PROGRAM

The Distinguished Grange Program honors Junior, Subordinate, Pomona, and State Granges that fulfill their responsibilities as part of the National Grange, while excelling in areas of membership, fundraising and service to their communities. The 2024-25 Distinguished Granges will be honored for their work done from July 1, 2024, through June 30, 2025.

The award for being named a Distinguished Grange is presented annually at the National Grange Convention. They will receive a certificate to commemorate their achievement. Granges that qualify as a Distinguished Grange for five consecutive years will receive a plaque.

Applications: Applications are available from the WA State Grange Office or on the National Grange website: www.nationalgrange.org.

The postmark or online submission deadline to submit your materials to be considered for Distinguished Grange is August 1. Applications received after this deadline will not be recognized as Distinguished Granges.

JUNIOR GRANGE DEPARTMENT



State Junior Grange Director

Heather Ferguson
PO Box 336
Athena, OR 97813
503-307-7951
haann@hotmail.com

State Junior Leadership Team

David Lierman

1921 85th Drive SE
Lake Stevens, WA 98258
425-407-3199
Email: jmlierman@hotmail.com

Susan Hegney
1020 S. Little John Ct
Spokane Valley, WA 99206
509-995-7001

Debbie Smith
31819 108th Ave SE
Auburn, WA 98092
253-350-5369

Please visit the Washington State Grange Website for all forms and

other detailed information.
<http://www.wa-grange.com>

Please refer to the National Grange Program guide for all contests and information on the 1+ Junior Grange Program.
<http://www.nationaljuniorgrange.org>

COMMUNITY (SUBORDINATE) & POMONA GRANGE INVOLVEMENT

There should be an active Junior Grange Development Committee and/or Leader in every community (subordinate) and Pomona Grange, with the chairperson listed in the roster.

Duties of the Junior Grange Development Committees and Leaders: Promote the Junior Grange and activities for children ages 5-14 in your area at all times.

Steps in Organizing or Reorganizing a Junior Grange:

1. Contact the State Grange Office and/or the State Director.
2. Download the guidebook from www.nationaljuniorgrange.org

JUNIOR GRANGE 1+ PROGRAM

If any local area does not have 13 children ready for a Junior Grange, use the 1+ program. Any Subordinate/Community Grange, anyplace in the Nation, can start with a single Junior Grange-age child and build a Junior Grange Program from there. The process to start a Junior Grange 1+ program is easy. All Subordinate Granges with 1+ Junior members must name a Junior Grange Committee Chair. Please see the National Grange website for detailed information on this program: www.nationaljuniorgrange.org

JUNIOR GRANGE SUMMER CAMPING PROGRAM

Grange camps are conducted at six locations across the state and are open to all children who are 9-14 years old. Grange membership or affiliation is not required. Camp brochures giving detailed information are available in the winter/early spring from the State Grange website, or your local Junior Grange camp director. Camps and locations for 2024 include:

- **Camp Wooten** located in southeast Washington. Dawn Yearout, director, 509-989-7057
- **Camp Morehead** located on the Long Beach Peninsula. Jacob & Tessa Gwin, Directors.
- **Camp David, Jr.** located in Clallam County. Cindy Kelly, Director, 360-460-9549

- **Camp Mayfield Lake** in Lewis County Washington. Jennifer and Marvin Oliver, directors (253) 906-6078 or (253) 906-6075.

- **Camp NEWA** in Stevens County. Information on Camp NEWA to be determined.

- **Camp Cornet Bay** at Deception Pass. Kathy Knott, Camp Registrar, 253-350-1807

Pre-registration dates are set by individual camps. Send the pre-registration information to the contact listed on the camp brochure, not the State Grange Headquarters nor the camp. Campers will be limited to the capacity of the camp. A late registration fee may be charged if not received by noted registration deadlines.

CAMP FUND DONATIONS

Junior Grange Campship Fund: Campers may receive financial assistance to attend Junior Grange camp. Originally set up in memory of Richard Kimball, the camper may receive assistance one time to attend camp. It may be a first-time attendee or an experienced camper. Assistance for any of the six camps in Washington State is available. To apply, please submit a letter and application requesting a campship. Letters are due June 1st. Mail letters to the Washington State Grange. For more information, please contact your camp director or the Washington State Grange. Application forms can be found at www.wa-grange.com



King Memorial Camping Fund is used to replace worn out recreation equipment and other needed supplies in our camping program.



To donate to either of the above programs, please make your check payable to the Washington State Grange Foundation and note on the check which fund you are donating to. Mail to: Washington State Grange, Foundation Fund, PO Box 1186, Olympia, WA 98507-1186. All contributions are appreciated. Donations may also be made to individual camps by contacting the individual camp director.

Pre-registration dates are set by individual camps. Send the pre-registration information to the contact listed on the camp brochure, not the State Grange Headquarters nor the camp. Campers will be limited to the capacity of the camp. A late registration fee may be charged if not received by noted registration deadlines.

WASHINGTON STATE JUNIOR GRANGE COMMUNITY SERVICE PROJECT

The Washington State Junior Grange, in cooperation with the State Grange Junior Department, will be collecting school supplies, backpacks, notebooks, writing supplies, coloring supplies, glue, thumb drives, ear phones, Kleenex, etc. for distribution to the less fortunate students in our state. Items may be purchased or gently used and cleaned where appropriate.

Donations should be delivered to the State Grange Convention. The Junior Department will display the items, pack and then distribute the items in the host convention area following the convention to various children's organizations.

CONTESTS AND AWARDS

The contest year for the State Junior Grange Program runs from January 1 to December 31. Exception – The Junior Granger of the Year will run May 1 to April 30.

All contest entries must be postmarked by June 1st and sent to the State Director. Exception: all Junior Dept. crafts and poster boards are to be brought to and delivered to the State Junior Leadership team on the first day of State Convention.

COMMUNITY SERVICE AWARD

To give Junior Grangers recognition for reaching out to the community and giving them the opportunity to practice citizenship by showing concern for the communities they live in.

Open to all Junior Granges. Forms will be available on the Grange Website. Awards: This contest is sponsored by the WA State Grange. \$100 first place, \$75 second place, \$50 third place. Certificates will be awarded for all entrants.

NED CULLEN AWARD

Sponsored by the Cullen Family

Each year a special award is presented by the Washington State Grange Department, in loving memory of Ned Cullen. Ned strongly promoted the Junior Grange and was an avid Junior Grange camping program volunteer. His love for the Junior Grangers he met never ended. This award is presented at state convention to the Junior Grange or 1+ program with the most involved program, the most-timely reports and excellent overall participation in the program.

The name of the Junior Grange or 1+ program receiving this award goes on a plaque that hangs in the

boardroom at the state headquarters in Olympia. The Junior Grange that is selected also receives a plaque from the state Junior Department and a cash award from the Cullen Family of Yakima County.

JUNIOR GRANGE LEADER OF THE YEAR

A Junior Grange Leader of the Year will be selected annually based on the nomination from any Grange or Grange member. A Junior Grange Leader of the Year may not be chosen more than once in a five-year period.

Award: The Junior Grange Leader of the Year will receive a plaque at the State Grange convention. Please have all nomination forms postmarked by June 1 and send to the Washington State Junior Grange Director.

JUNIOR GRANGER OF THE YEAR

A Junior Granger of the Year will be selected annually based on their activities and qualifications. Entries must be based on one year's Junior Grange activities and community service (May 1 – April 30). Applications are available on the WA State Grange website.

Eligibility Guidelines: Application is to be submitted to the WA State Junior Grange Director postmarked by June 1. Applicants will have an in-person interview with a team member or representative, location and time to be arranged under the director of the State Junior Grange Director. Application must include two references (with contact information). References need to be non-family members and cannot include your Junior Grange leader.

MEMBERSHIP BUILDING AWARD

Requirements: This is an award for a Junior Grange or 1+ Grange that shows a net gain of five members for the year (January 1-December 31).

Awards: Cash awards for the top three entries. Certificates will be awarded to all entrants.

JUNIOR GRANGE INDIVIDUAL BUILDER

Bring in three or more new members during the calendar year (January 1-December 31) and attend 75 percent of Junior Grange activities. Award: Cash awards for top three entries. Certificates will be awarded to all entrants. Please mail forms to Washington State Junior Grange Director by June 1.

JUNIOR GRANGE FAIR BOOTH CONTEST

Use any theme. The booths should be done entirely by the junior or juniors with adult supervision only. The booth should tell a Junior Grange story or follow the fairs theme. The booth must show the name of the junior Grange or 1+ Grange, eligible age for Junior Grange membership and local contact information. Entries are due to the State Director post marked by October 31. Cash awards to top three booths. Ribbons and certificates will be awarded to all entries.

JUNIOR GRANGE PUBLIC SPEAKING CONTEST

Please refer to the National Grange Junior Grange Program Guide for information on the National Junior Grange Public Speaking Contest.

All Juniors are encouraged to participate in this public speaking contest. You may enter one time in all three categories. The speech contest will take place during the State Convention. There will be a sign-up sheet in the Junior room at convention to enter. Winners at the State level will win a cash prize and be eligible to compete at the regional level.



Categories:

Impromptu- (State level only) The contestant will draw 2 topics from a mystery bag and choose one topic to give a speech on. The contestant must meet a minimum of 1 minute with no more than 3 minutes for their speech.

Short Story- The contestant may present an original short story or poem of their choosing. The contestant must meet a minimum of 1 minute with no more than 3 minutes for their story.

Prepared- Delivered an original prepared speech on one of the following topics:

- The Junior Grange Theme of the Year (See National Grange Handbook)
- Any Topic of your choice

The contestant must meet a minimum of 3 minutes with a maximum of 5 minutes for their prepared speech.



STOP MOTION ANIMATION

Use your imagination and produce a short stop motion animation video. Your video must be at least 20 seconds but under 2 minute long. You may choose any topic or medium. The video will be judged equally on storyline, production and originality. Each submission will need a title page that includes Name, Grange, Age/Group and Title of video. Videos will be judged in four age/ability groups:

- Group 1: 7 years and under
- Group 2: 8-10 years
- Group 3: 11-13 years
- Group 4: Special Needs

All submissions need to be emailed or mailed (on thumb drive) to the Junior Grange Director by June 1. If emailed please include **JG Stop Motion Submission** in the subject line. Cash prizes will be given to the top two overall entries and ribbons for all entries. Your video will be displayed at State Convention.

JUNIOR GRANGE CRAFT/ART

The crafts/displays are used to showcase your Junior Grange or 1+/Camp Craft for the past year.

All ages are as of January 1.

- Group 1: 7 years and under
- Group 2: 8-10 years
- Group 3: 11-14 years
- Group 4: Junior Grange or Junior Grange Camp

- Group 5: Special Needs

Please label each entry with: Name, birthdate, Grange name or Camp name.



Scoring:

Variety – 25 points

Quality – 25 points

Eye Appeal – 25 points

Originality – 20 points

Required Information – 5 points (if you do not have a tag, one will be provided at check in for you to complete)

Awards: Cash prizes awarded to the top three of every age group and ribbons for all entries.

Categories:

1. General Crafts – Any craft made by a Junior Granger

2. General Craft Display – Any crafts made by a Junior Grange, 1+ Junior Grange or Junior Grange Camp

3. Tri-fold JG Activity Display or Poster – May include pictures, news articles if available, brief descriptions of activities (written by the juniors that participated in the activity or event)

4. Tri-fold Educational Display or Poster- A display on any topic for educational purposes. Displays must be completed by the Junior or Juniors only.

5. Creative Writing Contest– Use the National Grange current year Creative Writing theme (see the National Junior Grange Program Guide). Maximum of two pages, double spaced, typed or handwritten on 8 ½ x 11 paper. On the top center of the paper, put name, birthdate, Grange name and number. Top three in each group will receive a cash prize. The first-place winner from each age group will be sent to the National Junior Grange Director to be entered in the National Grange contest.

6. Creative Art – Use this year's Agricultural Awareness theme (see National Junior Grange Program Guide). Use 8 ½ x 11 paper. May use crayons, colored pencil, markers, or paints. On the back, write name, birthdate, Grange name and number. The first-place winner from each age group will be sent to the National Junior Grange Director to be entered in the National Grange contest.

Achievement Badges

This is a new program for the Washington State Junior Department, but you may recognize the badges and some categories from a program the National Junior Grange offered several years ago. We are going to start this program with 8 badges and add to the offerings over the next few years.

Badges

Badges are available at State Headquarters or State Convention at no cost or shipped to you for the cost of postage. Please contact State Grange headquarters or the State Junior Director for the badges you need.

As leaders, you can decide where your Juniors display their badges. There are many good ideas such as sashes, vests or scrapbooks. Please keep a record of who and what badge was received. I will ask for this information at the end of the year.

Special Needs Juniors

If you have a special needs Junior, please use your best judgment and have them complete only those requirements that are obtainable, no matter the age category. If modifying or lessening requirements is necessary, please do so. I want to see all of our Juniors participate at any level they are able. Should you have questions or need ideas please contact the State Junior Director.

ANIMAL CARE

Animal Care - All Juniors (Must complete all requirements in age group / exc. Special Needs)

Purpose - To give our Junior Grangers an idea of what it takes to care for an animal and a glimpse of professions that work with animals.

Requirements: (Ages 8-14)

1. Help care for an animal for at least 3 months. With the help of your parents or guardians, help feed, clean, groom, exercise and plan health care for your animal. Keep a daily or weekly care journal or chart of what you did. Share your journal or chart with your Jr Grange, Grange or adult member of your Grange.

-or-

Interview a professional who works with animals and ask them the following: Why did they choose to work with animals, what type of education does it take, what are the

daily care requirements for the animals (or a animal) they work with, what type of training, interaction or exercise does the animal need, what are some common illnesses the animal could have and any other questions you may have. Present your findings to your Jr Grange, Grange or adult member of your Grange.



2. Research the animal you are caring for or one you are interested in keeping and find the following: what does it eat, where can it be found in the wild, does it have any species specific care requirements (ie heat lamp, uvb light, vitamins), should it have a cage/pasture friend, estimated cost to care for your animal per year, three things you find interesting about your animal. Make a poster or computer presentation on your findings and present this to your Jr Grange, Grange or adult member of your Grange.

3. Visit a zoo, aquarium, animal shelter or farm/ranch. Pay special attention to how animals are cared for and kept.



Requirements: (Ages 5-7)

1. Make a poster of your pet or a pet you would like to have. Include what they eat, what their house looks like, how they exercise, how you play with them and two more interesting things about your animal. Show and explain this poster to your Jr Grange, Grange or adult member of your Grange.

2. Research 2 professions that work with animals. Find the following on

each profession: what type of animal do they care for, do they need a college education to do this job, could their job be dangerous, and one other interesting fact about this profession. Tell your findings to your Jr Grange, Grange or adult member of your Grange.

3. Visit a zoo, aquarium, animal shelter or farm/ranch. Pay special attention to how animals are cared for and kept.

DEAF AWARENESS

Deaf Awareness - All Juniors (Must complete all requirements in age group / exc. Special Needs)

Purpose - To understand deafness and hard-of-hearing and the aids used to help with communication.

Requirements – (Ages 8-14)

1. Learn to fingerspell and read back the alphabet using American Sign Language and demonstrate your new talent to your Jr Grange, Grange or adult member of your Grange.

2. Research ways that hearing can be lost and ways to protect your hearing. Identify activities that you are doing that may be damaging your hearing and make a change to protect your hearing. Describe your findings and explain your changes to your Jr Grange, Grange or adult member of your Grange.

3. Learn what it is like to be deaf or hard-of-hearing. Wear earplugs, unplugged headphones or turn the sound down very low while watching a movie or tv show. For the first 15 minutes try to figure out what is going on without sound. Then turn on subtitles and see if your understanding improves. This is a great demonstration of a deaf or hard-of-hearing tool at work.

4. Learn about 3 other tools used by deaf or hard-of-hearing people. Describe your findings to your Jr Grange, Grange or adult member of your Grange.

Requirements – (Ages 5-7)

1. Learn to sign and read back the numbers 1-10 and letter sign your first name using American Sign Language and demonstrate your new talent to your Jr Grange, Grange or adult member of your Grange.
2. Learn 2 ways hearing can be lost and 2 ways hearing can be protected. Identify activities that you are doing that may be damaging your hearing and make a change to protect your hearing. Describe your findings and explain your changes to your Jr Grange, Grange or adult member of your Grange.
3. Learn what it is like to be deaf or hard-of-hearing. Wear earplugs, unplugged headphones or turn the sound down very low while watching 10-15 minutes of a movie or tv show. Tell your Jr Grange, Grange or adult member of your Grange the following: what it was like to experience this, did you know what was going on in your show, what would it feel like to be deaf or hard of hearing?
4. Learn about 2 other tools used by deaf or hard-of-hearing people. Describe your findings to your Jr Grange, Grange or adult member of your Grange.

GOOD GRANGER

Good Granger - All Juniors (Must complete all requirements in age group / exc. Special Needs)

Purpose – To promote attendance, appropriate conduct and helpfulness to others both inside and outside the Grange.

Requirements – (11-14)

1. Attend at least 80% of your Jr Grange or Grange meetings in a 6 month period and attend 1 entire Subordinate meeting. Use proper



manners at all times and listen to what is going on. Ask an adult at the meeting if you are unsure of what manners are expected or have questions about the meeting.

2. For at least 2 meetings arrive in time to help set up and stay to help clean up the meeting hall, dining hall or kitchen.

3. Make a poster or presentation on manners that should be used when in a meeting or while you are representing the Grange. Present your ideas to your Jr Grange, Grange or adult member of your Grange.

Requirements – (5-10)

1. Attend at least 80% of your Jr Grange or Grange meetings in a 6 month period and attend at least the opening and closing of a Subordinate meeting. Use proper manners at all times and listen to what is going on. Ask an adult at the meeting if you are unsure of what manners are expected or have questions about the meeting.
2. For at least 2 meetings arrive in time to help set up and stay to help clean up the meeting hall, dining hall or kitchen.
3. Make a poster or presentation on manners that should be used when in a meeting or while you are representing the Grange. Present your ideas to your Jr Grange, Grange or adult member of your Grange.

CRAFTS

Crafts - All Juniors (Must complete all requirements in age group / exc. Special Needs)

Purpose - To encourage creativity.

Requirements – (All Ages)

1. Create crafts using 3 different mediums (fabric, wood, clay, paper, etc.). Show and explain your crafts to your Jr Grange, Grange or adult member of your Grange.
2. Enter at least one of your crafts in a local fair or at a Grange competition.

3. Learn about a traditional craft from another country. You could read a book or article, watch a tv show or movie or talk with someone who creates this craft. Describe your findings to your Jr Grange, Grange or adult member of your Grange.

U.S. HISTORY

U.S. History - All Juniors (Must complete all requirements in age group / exc. Special Needs)

Purpose – To foster a greater understanding and appreciation of the history of our country, state and community.

Requirements – (10-14)

1. Country- Find the following:
 - a. Find two important U.S. historical figures who lived in the 1700 or 1800's.
 - b. Why was she/he important?
 - c. Find 2 important U.S. events that happened in the 1800's. Why are they important?
 - d. Find one place East of the Mississippi River and one place West of the Mississippi River of historic importance. Why are they important?

Present your findings to your Jr Grange, Grange or adult member of your Grange.

2. State- Draw a map of Washington. Include all major cities, rivers, Interstates, mountain ranges and anything else you would like. Also, include the date our state was added to the Union, the state bird, motto, tree and stone. Share your drawing with your Jr Grange, Grange or adult member of your Grange.

3. Local- Visit a place of historic importance in your local area. Describe where you went and what you learned to your Jr Grange, Grange or adult member of your Grange.

Requirements – (5-9)

1. Country- Read a book or watch a movie/show on an important U.S.

Historical Figure Living in the 1700 or 1800's. Report to your Jr Grange, Grange or adult member of your Grange who you learned about, when they lived, where they lived and why they are important to U.S. history.

2. State- Draw a map of the State of Washington. Include 5 major cities, the city you live in, mountain ranges and major rivers. Also include the year Washington became a state and the state motto. Share your drawing with your Jr Grange, Grange or adult member of your Grange.

3. Local-Visit a place of historic importance in your local area. Describe where you went and what you learned to your Jr Grange, Grange or adult member of your Grange.

FIRST AID

First Aid - All Juniors (Must complete all requirements in age group / exc. Special Needs)

Purpose – To gain knowledge of basic first aid.

Requirements – (11-14)

1. Learn how to properly care for or identify the following:

- When to call 911
- Care for a scrape or cut
- Care for a burn
- Identify and report choking
- Identify and report a stroke or heart attack

2. Learn what is required in a basic first aid kit and what each item is used for.

3. Teach someone how to properly care for or identify one item from requirement 1.

Requirements – (5-10)

1. Learn how to properly care for or identify the following:

- When to and how to call 911
- Care for a cut or scrape
- Identify and Report Choking

2. Learn what is needed in a basic first aid kit and how/what each item is used.

3. Teach an adult how to properly care or identify one item from requirement 1.

JUNIOR GRANGE KNOWLEDGE

Jr Grange Knowledge - All Juniors (Must complete all requirements in age group / exc. Special Needs)

Purpose – To increase the knowledge of Junior Grange Ritual.

Requirements – (9-14)

1. Learn and recite the Jr Grange Pledge to your Jr Grange, Grange or adult member of your Grange using proper hand positions.

2. Learn all of the officers and their position in a meeting hall setup.

3. Demonstrate how to properly hold a Jr. Grange rod (stave) to your Jr Grange, Grange or adult member of your Grange.

4. Explain and demonstrate the use of a gavel to your Jr Grange, Grange or adult member of your Grange.

Requirements – (5-8)

1. Learn and recite the Jr Grange Pledge to your Jr Grange, Grange or adult member of your Grange using proper hand positions.

2. Demonstrate how to properly hold a Jr. Grange rod (stave) to your Jr Grange, Grange or adult member of your Grange.

3. Explain and demonstrate the use of a gavel to your Jr Grange, Grange or adult member of your Grange.

GRANGE HISTORY

Grange History - All Juniors (Must complete all requirements in age group / exc. Special Needs)

Purpose – To increase the knowledge of Grange History.

Requirements – (9-14)

1. In an essay, poster or presentation, answer the following questions and present it to your to



your Jr Grange, Grange or adult member of your Grange:

a. Name the founders of the Grange and explain why the Grange was organized.

b. What does the word Grange mean? What is the Grange officers and hall set up reminiscent of?

c. What Year was the Grange founded and where was the first Grange organized?

d. When was the Junior/Juvenile Grange founded?

e. Name two things about Grange history that is unique?

2. Interview a long-time member of the Grange. Ask them when they became a member, what they like most about the Grange, a favorite memory of the Grange, why they think the Grange is important, and anything else you would like.

Requirements – (5-8)

1. Create a drawing that includes the following:

- The Grange or JR Grange emblem
- The date the Grange or JR Grange was Founded
- Oliver Hudson Kelly
- One other item that reminds you of the Grange

2. Interview a long-time member of the Grange. Ask them when they became a member, what they like most about the Grange, why they think the Grange is important, and anything else you would like.

ADDITIONAL INFORMATION

The Junior Grange Guidebook is available online for download on the National Grange website. The Guidebook will assist you in understanding the steps and administration of forming and chartering a Junior Grange. The 1+

Junior Grange program is also included. The Guidebook contains the procedures and forms you will need to start your Junior Grange Program within your community. Each Community Grange is unique within its own area and so is your Junior Grange program.



YOUTH DEPARTMENT

State Youth Director

Jerry Gwin
P.O. Box 14
Humptulips, WA 98552
(360) 987-2546
Email: davona1242@outlook.com

STATE YOUTH TEAM:

Rick & Terry Ferguson
123 Gallaher Road
Waitsburg, WA 99361
509-337-6207
rickandterryf@hotmail.com

Leah Bardal
4506 Pleasant Hill Road
Kelso, WA 98626
360-577-8170
Leah.bardak@hotmail.com

Davona Gwin
121 Walker Road
Hoquiam, WA 98550
360-987-2546
Davona1242@outlook.com

Jonathan & Brittney Pittman
20547 Road 5.5 SE
Warden, WA 98857
Jonnybegood349@yahoo.com

Morgan Browning
139 Del Ray Road
Mossyrock, WA 98564
Morgangrace3@hotmail.com

WEBSITES

WA State Grange Youth Department – includes applications for all state Grange youth programs: www.wa-grange.com

National Grange Youth Department – 2025 Grange Youth Program and Contest Handbook includes applications for all national grange programs: www.nationalgrangeyouth.org

Facebook Group: Washington State Grange Youth

YOUTH DEPARTMENT CALENDAR FOR 2025

January 19-20: State Grange Junior/Youth Legislative Experience in Olympia

May 15-17: Western Regional Grange Leadership/Youth Conference – hosted by the Montana State Grange

June 1: Notify State Youth Director of intent to enter the following:

- Youth & Young Adult Ambassador Program
- Sign-a-Song Contest
- Public Speaking Contest – prepared speeches

*Spirit of Youth Award

WA State Grange Youth Achievement Award Applications

*Wib & June Justi Youth Community Service Award

*Junior Mentor Award

June 25-29: State Grange Convention @ Southwest Washington Fairgrounds in Chehalis. Bring items for the Keep Washington Warm Service Project and Grange Youth Display Contest Entries

August 15: Applications due to National Youth Director for the following:

- Distinguished Grange Youth Program
- Youth & Young Adult Ambassador Program
- National Grange Youth Officer Team
- John Trimble Legislative Experience

November 1: Must notify National Youth Director for participation in:

- National Public Speaking Contest
- National Sign-a-Song Contest
- November 8-15:** National Grange Convention aboard the Carnival Horizon

MISSION STATEMENT FOR THE YOUTH DEPARTMENT

The Youth Department exists to serve the interests of young Grange members and foster their role in the future of the Grange.

STATE GRANGE YOUTH OFFICERS

The Washington State Grange Youth Officers are elected at State Convention with installation to follow. To be eligible to be a State Youth Officer, you must be a fourth-degree member in good standing. Each person can hold any given office for only one year. There is a limit of three officers per county, if possible, to give everyone a chance to become an officer. State Youth Officers' duties consist of opening, conducting business, and closing Youth meetings at convention; helping with the planning and running of Youth Weekend; and attending their own Subordinate and Pomona meetings as well as others in their area. They will be called on to speak to other groups about the Grange and represent the Grange at other functions and meetings. You are representatives of the Grange and the Youth Department!!!

STATE CONVENTION

The youth activities during state convention are open to all fourth-degree members in good standing.

The Youth Department of the Washington State Grange will not be responsible for youth not in attendance of youth functions, or in the evenings after all youth activities are over for the day. Each youth under the age of 18 must have a responsibility form

on file with the Washington State Grange. The person signing the responsibility form must be over the age of 21 and staying for the entire convention.

The responsibility form requires the name and convention address of the person responsible for the youth attending the convention. Any youth attending convention and participating in youth activities must be registered and wear the registration badge to all functions. Each youth will need a completed medical release form to register. The youth badge is required to attend all youth activities.

DRESS GUIDELINES: Everyone will be dressed neatly (clean, no holes, tears or unsightly patches). We suggest at least one dress shirt (tie recommended) and slacks for men and at least one dressy outfit for women. Appropriate casual dress will be fine most of the time.

YOUTH AND YOUNG ADULT AMBASSADOR PROGRAM

The purpose of the Youth and Young Adult Ambassador Program is to provide an opportunity for Youth and Young Adults, ages 16-25, to be selected to represent our state at the National Grange convention, to build their leadership potential; broaden their view of the Grange by experiencing leadership opportunities at the state and national levels. They will receive leadership training to use in local Granges; and build relationships with Grangers throughout the nation by their attendance at events.

The State Youth and Young Adult Ambassadors will attend the Annual National Grange Session as a part of their training. The Washington State Grange Youth Department will reimburse for the cost of airfare and lodging for the national convention. Details for eligibility and selection process can be found in the National Grange Youth Program Guide and the WA State Grange Youth Program Guide.

KEEP WASHINGTON WARM YOUTH SERVICE PROJECT



In cooperation with the State Grange Community Service Department, our Grange youth members will be collecting stocking caps, mittens, gloves, scarves, etc. for distribution to the less fortunate in our state. Items may be purchased or hand made. Donations should be delivered to the State Grange Convention. Grange youth will display the items and then distribute the items in the host convention area following the convention.

WASHINGTON STATE GRANGE YOUTH ACHIEVEMENT AWARD

This recognition program encourages our Grange Youth and Young Adults to develop their skills by participating and becoming involved in the total Grange program. Application forms are due by June 1 to the State Youth Director. All award winners will be recognized at the

Annual State Grange Convention during the youth awards program.

To qualify for the youth achievement award, the application must complete five items in Group A and eight items in Group B.

Group A:

- Attend the National Grange Convention
- Attend the Western Regional Grange Youth and Leaders Conference
- Attend the Washington State Grange Convention
- Attend the State Grange Youth/Junior Legislative Experience
- Serve as a delegate to the WA State Grange Convention
- Attend either the State or National Grange Legislative Day
- Serve as a member of a Grange Installation or Degree Team
- Mentor Junior Grangers or serve as a Grange Camp Teen Counselor or Staff Member
- Recruit one new member for your Grange (be the first line signer on their membership application)
- Write a resolution, have it adopted by your Grange, and send it to the State Grange for consideration

Group B:

- Participate in the public speaking or sign-a-song contest (state or regional level)
 - Donate one item for the Keep Washington Warm service project
 - Serve as a Subordinate Grange officer or committee chair
 - Serve as an officer or committee chair in your Grange Youth Fairs Program Group

- Serve as a Pomona Grange officer or committee member
- Serve as a State Grange Officer or a member of a State Grange Standing Committee
- Attend 25% of your Subordinate Grange meetings or 25% of your Pomona Grange meetings
 - Participate in a community service project at your Subordinate or Pomona Grange
 - Participate in the development and creation of a Grange Promotional Display or Grange Fair Display
 - One entry in a Family Living Department Contest (baking, candy, food preservation, sewing, quilting, needlework, or quilt block)
 - One entry in a Lecturer Department Contest (talent, art, craft, photo, or creative writing)
 - Enter an exhibit in the Grange Youth Fairs Program at your county or area fair
 - Work a minimum of four hours at a Grange Promotional event
 - Present a Lecturer Program at your Grange or workshop at a Grange event
 - Participate in a Grange Fundraising event for your Grange

WASHINGTON STATE SPIRIT OF YOUTH AWARD

This award is designed to honor those who have given unselfishly of themselves to Youth Programs. Often these people are behind the scenes, never receiving recognition, but always have the needs of Youth in their plans. The Spirit of Youth Award is an award of distinction, an honor of prestige.

Rules: Nominees can be single or married. Nominees can be of any age. Nominations should take the form of a letter to the Youth Director explaining why this person/couple should be recognized for this award. Nominations are due to the State Youth Director postmarked by May 15. The award will be given during State Convention.

JOHN TRIMBLE YOUTH LEGISLATIVE EXPERIENCE

National Convention Youth Legislative Experience will provide opportunities for one or two Grange Youth, age 16-25, with an interest in the legislative aspect of the National Grange to see the inner workings of committees and the grass roots legislative policy development effort at the National Grange Convention. Details for eligibility and selection process can be found in the National Grange Youth Program Guide.

NATIONAL GRANGE YOUTH OFFICER TEAM/COUNCIL

Purpose: To assemble a team of Youth from across the nation to open the National Grange convention on Friday morning at the annual session. This will provide more youth with an opportunity to participate in the National Grange convention. Details for eligibility and selection process can be found in the National Grange Youth Program Guide.



PUBLIC SPEAKING CONTEST



There will be three categories this year along with three age divisions are as follows:

- 14-20 years of age
- 21-25 years of age
- 26+ years of age

The age of the contestant as of January 1 will determine the age group.

Category A: Prepared speech

Contestant's choice of topic. Contestants in Category A will be required to answer an impromptu question at the end of their speech. The questions will be related to the contestant's chosen speech topic. Speeches must be a minimum of 3 minutes and a maximum of 5 minutes.

Category B: Impromptu Speeches

An impromptu speech is delivered without preparation or thought ahead of time. No note cards are used, and topics are generally drawn. We hope that by establishing an impromptu speech category that members will build confidence and participate in the prepared speeches or the Grange commercial speech category.

Impromptu speeches should be at least one minute in length and not longer than 5 minutes. The timekeeper will hold up hand when the 1-minute mark has been reached and the 4½ minute mark has been reached so speaker knows when he/she can stop.

Participants will draw two topics, select their choice of the two and return the other one. Competition will be held at the Regional Conferences – You need not have participated in a state competition to participate. Participants must notify National Director of intent to enter prior to the beginning of the contest.

Public speaking will be judged on the following criteria:

- Text – content, composition, and topic.
- Delivery – voice, command of audience, stage presence, expression, mannerisms, and gestures.
- Impromptu Answer – response.
- Other – Time limit, speech outline. Etc.

One point will be deducted for every 30 seconds a participant is under or over the time established. Score sheet will be returned to entrants.

WA STATE GRANGE CONTEST

INFORMATION: Participants in Category A (Prepared Speeches) should notify the State Youth Director by June 1 of their intent to enter the contest. Participants in Category B should notify the State Youth Director prior to the contest at the State Convention. The state contests will be held during the State Grange Convention in June of each year. One Best of Show winner in Category A (Prepared Speeches) will be selected to represent our state at the National Grange Convention in November.

Prizes: State prizes in each age group of Category A (Prepared

Speech) are: First Place, \$100; Second Place, \$75; and Third Place, \$50. State prizes in each age group of Category B (Impromptu) are: First Place, \$15; Second Place, \$10; and Third Place, \$5.

SIGN-A-SONG CONTEST

Categories:

- A. Individual – either a novice or hobbyist. An individual who is beginning to learn to sign or signs on an occasional basis and strictly for fun.
- B. Group – two or more people signing.



Rules

1. Each state may select a Best of Show winner to represent their state at the National Grange Convention.
2. Participants are to supply the contest officials with three copies of the lyrics to their song.
3. Participants must provide their own music. National contestants must provide music to the National Grange Youth Director by November 1.
4. Anyone who is a professional instructor or receives money for signing is ineligible to compete in this contest.
5. Signers must use total communication techniques: sign language, facial expressions, mouthing of words for lip reading, finger spelling if appropriate, and body movement.
6. Participants must be Grange members.

7. Props and costumes are permitted, rhythm is optional.
8. Only one song may be signed during the competition performance.
9. Participants must sign their own name and song title.
10. Participants must inform the audience and judges what type of sign language they will be using. (Pidgeon, ASL, ESL, etc.)

Judging guidelines for a total of 100 points:

- Utilization of Total communication skills (sign language ability, signs clearly with correct interpretation) - 32 points
- Body expression, displays emotion, expresses key thoughts with body movement, mouth words for lip reading -30 points
- Presentation, interpret with confidence, uniformity (group) - 25 points
- Song selection is appropriate, with a clear meaning and is suitable for the participants signing ability - 10 points
- Signed their own name - 1 point
- Signed title of Song - 1 point
- Informed judges and Audience of type of sign language being used - 1 point

WA STATE GRANGE CONTEST INFORMATION: Participants should notify the State Youth Director by June 1 of their intent to enter the contest. The state contests will be held during the State Grange Convention in June of each year. One Best of Show winner will be selected to represent our state at the National Grange Convention in

November. State prizes in Category A: First Place, \$50; Second Place, \$30; and Third Place, \$20. State prizes in Category B: First Place, \$75; Second Place, \$50; and Third Place, \$25.

COMMUNITY SERVICE AWARD

This award is given in memory of Wib and June Justi, past National Grange Youth Directors. This award is intended to encourage youth and young adults to interact and serve the communities where they reside. Applications are due to the State Youth Director by June 1. One state winner will be selected and nominated for national recognition. Full details can be found in the National Grange Youth Program Guide.

JUNIOR MENTOR AWARD

Grange youth and young adults can have a powerful impact on the Grange experience with our youngest members. This award is designed to recognize the Grange youth and young adults that go above and beyond to guide and mentor Junior Grangers. Applications are due to the State Youth Director by June 1. One state winner will be selected and nominated for national recognition. Full details can be found in the National Grange Youth Program Guide.

GRANGE YOUTH DISPLAY CONTEST

All entrants must be youth or young adult members (ages 14-30) of a subordinate/community Grange. Entries may be submitted by individuals or groups. There will be three classes:

1 – Grange Event/Activity

2 – Agricultural Topic

3 – Other Topic

Entries will consist of a standard tri-board with pictures, captions, clippings, and appropriate descriptions.

All entries are due to the youth meeting room at the State Grange Convention on Wed, June 25 between 9 am and 5 pm.

Entries will be judged, with ribbons and cash prizes awarded to the top three entries in each division. Entries may be picked up on Sunday (last day) of the convention.

G.R.O.W. CLUB

“Go Right On Working”

The G.R.O.W. Club is an elite club that is made up of Grange members who have participated in the National Grange Prince, Princess, Young Couple, Youth/Young Adult Ambassador Program or have served as Youth team members. State Grange GROW Club members will meet annually during the State Grange Convention.

ADDITIONAL NATIONAL GRANGE YOUTH PROGRAMS

Please refer to the National Grange Youth Program Guide for information on the following programs:

- Grassroots Activism Scholarship
- Youth Officer T-Shirt Design Contest
- GROW Club Travel Scholarships
- Distinguished Grange Youth Programs



March

- Family Living Pomona Contests
- March 31 – Yearly Donations to various Family Living Sponsored charities suggested submission date.

April

- Grange Month activities across the state.
- April 1 – Family Living Scholarship Applications due to State Headquarters.
- Family Living Pomona Contests

May

- May 10 – Pomona Contests completion date.
- May 20 – Pomona Contest Reports due to state Director.

June

- June 25-29 – Washington State Grange Convention.

November/December

- Holiday Bazaars, Open houses, Christmas programs.

CHARITIES

The Family Living Department supports three charities through your generous donations. These charities include:

The Family Living Scholarship Fund
Jr. Grange Camp Scholarship Fund
King Memorial Camp Equipment Fund

In addition, we encourage you to give to any charity in your local area who could use some help. This may be a fire dept., food bank, homeless or women's shelter just to name a few. Information on these charities can be found in your information packet.

PROGRAMS THAT MAKE A DIFFERENCE

- Care Cloths
- Project Linus
- Preemies Blankets, Hats, & Booties

- Used Eyeglasses
- Quilts for the Brave /Quilts of Valor
- Hugs in a Quilt
- Hugs in a Mug
- Comfort Toys
- Adult Bibs
- Lap Robes
- Chemo Caps

All project information is in the packet this year. Ask your Family Living person for more information.

STATE FAMILY LIVING CONTEST RULES

Division J-1 – Juniors ages 8 and under

Division J-2--Juniors ages 9 to 13

Division Y – Youth ages 14 to 18

Division A – Adults ages 19 and older

Judging: Entries are judged by the Danish system. The first, second, or third place winners at the state level will be picked from the blue-ribbon winners.

Awards: State Awards in each Class include first, second, and third place rosettes, along with cash awards in each group as follows:

Division J:

- Best of Show \$15.00
- Second Best of Show \$10.00

Division Y:

- Best of Show \$25.00
- Second Best of Show \$15.00

Division A:

- Best of Show \$50.00
- Second Best of Show \$25.00

All contests are open to Grange members and nonmembers.

GROUP 1 - BAKING

Thank you to the Washington Association of Wheat Growers for sponsoring our Baking Contest.

Washington Association of Wheat Growers Award: The Washington Association of Wheat Growers Award and Rosette and Cookbook will be awarded to the first-place winner. Second Place will be awarded a cookbook. First place Youth will be awarded a Wheat Magic Recipe Book and a Ribbon. First place Junior will be awarded a Wheat Magic Recipe Book.

Each entry must be accompanied by one copy of the recipe placed in a legal sized envelope. Tape the envelope to the entry. Best of Show winner may not be entered in the same class for four years after winning,

REMEMBER: All entries must be in a disposable container or on a disposable base and wrapped in clear plastic.

All entries must be made from scratch. All bread must be a standard sized loaf.

All cookies, muffins, biscuits, and rolls must have 4 pieces.

Youth and Juniors may not have alcohol in their baking entries.

Class A – Breads and Rolls



Lot 1 – Yeast

Breads & Rolls

Lot 2 – Sweet Yeast Pastries

Lot 3– a Quick Breads, May be a small loaf

b- Muffins (4)

c-Biscuits(4)

Lot 4 – Diabetic Quick Breads

Lot 5 – Gluten Free Bread & Rolls

Lot 6—Sour Dough

Lot 7--Other

Class B – Desserts

Lot 1– Frosted Layer or Sheet Cake
From scratch

Lot 2– Bundt Cake From Scratch

Lot 3 – Frosted Cupcakes – Entry must include 4 cupcakes From Scratch

Lot 4 – Decorated Cakes & Cupcakes - may be done on a form

- 4-1– Cake
- 4-2– Cupcakes

Lot 5 – Fruit Pies – 8” or 9” in a disposable pan

Lot 6--Other

Lot 7 –Cookies-- 4 Cookies required

- 7-1 – Baked
- 7-2 – Non-baked
- 7-3 – Diabetic
- 7-4 – Gluten Free
- 7-5– Decorated Cookies
- 7-6--Other

Lot 8 – Bars – Entries must be cut.

- 8-1 – Brownies – May be entered uncut
- 8-2 – Diabetic
- 8-3 – Gluten Free
- 8-4 – Other
- Lot I—Sour Dough

Junior Baking Class A

Lot 1 Quick Bread May be a small loaf

Lot 2 Muffins (4) May be from a mix

Lot 3 Biscuits (4) May be from a mix

Junior Baking: Class B

Lot 1—Cake mix cake

Lot 2—Frosted Cupcakes (4) May be from a mix

Lot 3 - Cookies

- 3-1 Baked
- 3-2 Non-baked
- 3-3 Cake-mix cookies
- 3-4 Decorated Cookies
- 3-5-Other

Lot 4 Bars

- 4-1 Brownies (4) May be from a mix
- 4-2 Other



GROUP 2 – CANDY

All entries must be made from scratch. No entries with uncooked eggs will be accepted. All entries must have 13 pieces. Youth and Juniors may not have alcohol in their candy entries.

Class A – Cooked

Class B – Uncooked

Class C – Decorated

GROUP 3 – FOOD PRESERVATION

All canning entries must be prepared using USDA/ Extension service information.

Juniors under the age of 8 may not enter products processed in a pressure canner. Parents shall use discretion when Juniors are using a hot water bath canner.

More than one item per class may be entered on the Pomona level. (i.e peaches and pears and applesauce.)



All entries must be clearly labeled on the product to include:

- Item Name
- Processing Date – Month, Day, & Year
- Processing Method
- Processing Time
- Pounds of Pressure – if pressure- canned
- Altitude of Processing Location
- Hot Packed or Cold Packed
- Boiling Water or Pressure Canned

Approved standard canning jars must be used. New canning lids must be used. Lids must be

approved for processing and shelf storage. No temporary storage plastic lids allowed. Rings are to be included on jars but must be able to be removed for judging.

Class A – Fruits

Class B – Vegetables

Class C – Jams, Jellies, & Preserves

Class D – Meat

Class E – Tomato Products Please include recipe or source.

Class F – Salsas - must indicate type and amount of citric acid added. Please include recipe or source.

Class G – Pickles & Relishes Please include recipe or source.

Class H– Vinegars

Class I– Juices

Class J – Pie Fillings

Class K – Soups

Class L-Syrups

Class M- Other

Class N – Dried Products – In a small jar or resealable bag. Please include method of dehydration.

- Lot 1 – Vegetables – 1/3 Cup
- Lot 2 – Fruits – 1/3 Cup
- Lot 3 – Soup Mixes – 1/3 Cup
- Lot 4 – Herbs – 1/3 Cup
- Lot 5 – Fruit Leather – 6” or more by 1 ½” wide
- Lot 6 – Jerky – 6” or more by 1 ½” wide
- Lot 7 – Other



GROUP 4 – NEEDLEWORK

Class A – Large Item for the House

- Lot 1 – Crochet
- Lot 2 – Knit
- Lot 3 – Tat

Class B – Small Item for House

- Lot 1 – Crochet
- Lot 2 – Knit
- Lot 3 – Tat

Class C – Item to Wear

- Lot 1 – Crochet
- Lot 2 – Knit
- Lot 3 – Tat

Class D – Afghan

- Lot 1 – Crochet
- Lot 2 – Knit

Class E – Baby Afghan or Lap Robe

- Lot 1 – Crochet
- Lot 2 – Knit

Class F – 3-Piece Baby Outfit

- Lot 1 – Crochet
- Lot 2 – Knit

Class G – Cross-Stitch, Embroidery,

- Lot 1 – Hand Embroidery
- Lot 2 – Counted Cross-Stitch
Must have back showing.
- Lot 3 – Needlepoint
- Lot 4 – Machine Embroidery
- Lot 5 – Ribbon Embroidery
- Lot 6 – Plastic canvas
- Lot 7- Other

GROUP 5 – SEWING

May enter more than one item per Class at the Pomona level.

Class A – Adult Clothing

Class B – Children’s Clothing

Class C – Coat or Jacket

- Lot 1 – Lined
- Lot 2 – Unlined

Class D – Lingerie

- Lot 1 – Pajamas
- Lot 2 – Nightgown
- Lot 3 – Robe
- Lot 4 – Slips, Bras, Panties

Class E – Household Item

- Lot 1 – Large
- Lot 2 – Medium
- Lot 3 – Small

Class F – Apron

Class G –

Costume

Class H –

Other



GROUP 6 – QUILTS

Class A – Traditional Quilts – Quilts made with repeating blocks and Machine quilted

- Lot 1 – Large Quilt – 90” minimum
- Lot 2-Medium Quilt Queen/Standard
- Lot 3 Small Quilt Twin
- Lot 4–Lap Quilt
- Lot 5 – Baby Quilt
- Lot 6 – Wall Hanging – Any Size
- Lot 7 – Small Quilted Item
- Lot 8 – Other

Class B – Non-Traditional Quilts – Bargello, Sampler, Line, Paper Piecing, Applique, Landscape, or the like and Machine Quilted.

- Lot 1 – Large Quilt – 90” minimum
- Lot 2 –Medium Quilt Queen/Standard
- Lot 3 – Small Quilt Twin
- Lot 4 –Lap Quilt
- Lot 5–Baby Quilt
- Lot 6 – Wall Hanging – Any Size
- Lot 7– Small Quilted Item
- Lot 8 – Other

Class C – Quilts – Hand Quilted

- Lot 1 – Large – 90” minimum
- Lot 2 – Medium Queen/Standard
- Lot 3- Small Twin
- Lot 4 – Wall Hanging – Any Size
- Lot 5 – Baby or Lap
- Lot 6 – Other

Class D – Comforters – Tied

- Lot 1 – Large – 90” minimum
- Lot 2 –Medium Queen/Standard
- Lot 3- Small Twin
- Lot 4 – Wall Hanging – Any Size
- Lot 5 – Baby or Lap
- Lot 6 – Other

Class E- Quilt made by a Group

GROUP 7 – COMFORT TOYS

Grange members and non-members may enter. Toys must be soft sculpture, filled with a commercial fiberfill, and measure not smaller than 6” and not to exceed 24”. Entries must conform to U.S. Safety Regulations with no sharp edges that might injure a child. Trimmings must be secure with no buttons or glue-on eyes.

There is no limit on the number of entries per person allowed for judging. All judging will take place at the State level. Toys are judged on cleanliness, safety, general appearance, and workmanship. All toys become the property of the Washington State Grange and non will be returned to the contestant. Awards will be given at the State level as follows:

Division J:

- Best of Show \$10.00
- Second Best of Show \$5.00

Division Y:

- Best of Show \$15.00
- Second Best of Show \$10.00

Division A:

- Best of Show \$25.00
- Second Best of Show \$15.00

GROUP 8 –

STATE QUILT BLOCK

Theme for Blocks – “Christmas”

Each block must measure 12 1/2 inches square unfinished. All judging will take place at the State level. Quilt blocks are judged on cleanliness, general appearance, and compliance to size requirements and theme. Grange members and non-members may enter. All quilt blocks become the property of the Washington State Grange and none will be returned to the contestant.

The State Quilt Block Contest will be awarding first, second, and third place rosettes for each class along with Best of Show and Second Best of Show for Adult & Youth divisions Youth Division – Ages 15 and under

- Best of Show \$15.00
 - Second Best of Show \$10.00
- Adult Division – Ages 16 and over
- Best of Show \$25.00
 - Second Best of Show \$15.00

GROUP 9 – HOMESTEADING

This program is intended to provide an opportunity for Grange members to share their skills in our traditional homesteading projects. Items will be for display only in 2025. Pre-entry of these items is not required. If the grower/maker desires, items may be donated and will be placed in a silent auction at the convention.

Classes:

- A – Wool/Fiber Items
- B – Homemade Soaps
- C – Honey (half pint minimum)
- D – Homegrown Seeds/Grains (one pint minimum)
- E – Grains/Grasses (sheaves one inch in diameter)
- F – Other Homesteading Skills (enter an appropriate amount)

NATIONAL GRANGE QUILT BLOCK CONTEST

STATEMENT OF INTENT: The Quilt Block Contest provides an opportunity for Grange members and friends to collaborate in creating quilted items that can be donated or auctioned for funds to provide additional services to community members in a nationwide effort

RULES:

- A. The National Grange Quilt Block Contest is open to everyone – Grange members and members-to-be.
- B. All contest entries must be received by the National Grange Lecturer by September 1, 2025. Send entries to: Tom Gwin, National Lecturer, PO Box 1186, Olympia WA 98507
- C. Any entries received after the deadline will not be judged.
- D. The quilt block you enter in the contest for judging must be made by you.
- E. There is no limit on the number of quilt blocks a person may submit, but you must choose a maximum of two quilt blocks per person to be judged.
- F. All entries will be retained by the National Grange to be made into finished quilts and other items to be sold at a later date.
- G. A 2025 Quilt Block Contest Entry Form must be completed for the block to be judged.

GROUPS

- Group I – Adult (Age 14+)
- Group II – Junior (Age 13 and under)

PRIZES:

- Monetary prizes will be awarded for 1st (\$50), 2nd (\$30), and 3rd (\$20) place in each Group.
- Ribbons will be awarded to all entrants.



CANNING JAR QUILT BLOCK INSTRUCTIONS

- You may watch a tutorial on the canning jar quilt block at <https://madamsew.com/blogs/sewing-blog/canning-jar-block-tutorial>
- Please note we are only using the large canning jar. Sides and top/bottom must be added to have a size of 12 ½ inch unfinished square block, which will then finish out to a 12” finished block.
- Use 1/4 inch seams on all pieces.

FABRIC REQUIRED

- 1 – fun fabric print of your choice for the jar, cut at 6.5 inches x 8.5 inches
- 1 – gray or black fabric, cut at 1.5 inches x 4.5 inches for the lid
- 6 – white; cut at 1.5 inches x 1.5 inches square
- 2 – white strips; cut at 2 inches x 6.5 inches
- 2 – white strips; cut at 3.5 inches x 12.5 inches

Instructions to make the block:

➤ Sew 2 white 1.5 inches x 1.5 inches square to each end of the gray/black strip that is 1.5 inches x 4.5 inches. You will now have a white 1.5 x gray/black 4.5 x white 1.5 strip. This should measure a total length of 6.5 inches. This is the jar lid.



- Sew 4 white 1.5 inches x 1.5 inches onto the jar fabric at the corners using a diagonal stitch line. You will cut off the corner and press the 1.5 out to make the jar. This piece will remain at 6.5 inches wide x 8.5 inches tall.
- Sew the lid strip to the top of the jar block and align the seam

- lines. Press the block flat. This piece will now be 6.5 inches wide x 9.5 inches tall.
- Top/Bottom Borders: Add the top and bottom borders by sewing the 2 inch x 6.5 inch strips to the top and the bottom. The piece will now

- measure 12.5 inches tall x 6.5 inches wide.
- Side Borders: Add the two 3.5 inch x 12.5 inch strips to the sides.
- Press and square up your block to an unfinished size of 12.5 inches x 12.5 inches.

YOUTH FAIRS PROGRAM

To integrate the Youth Fairs Program into the traditional Grange organization, we will be offering a variety of activities at the Annual State Grange Session that will be of interest to our youth and the Grange as a whole. Please refer to the Washington State Grange Youth Fairs Program Guide for a complete list of program rules.

AGES FOR YOUTH FAIRS PROGRAM ACTIVITIES

Ages for all Grange Youth Fairs Program are determined by the age as of January 1 of the current year. Age divisions will be as follows:

- Beginner – Ages 5-7
- Junior – ages 8-10
- Pre-Teen – ages 11-13
- Teen – ages 14-19



GRANGERYOUTH



2024 PARTICIPATING FAIRS

Benton Franklin Fair – Kennewock
 Chelan County Fair – Cashmere
 Clallam County Jr Livestock Show
 Clark County Fair – Ridgefield
 Columbia Basin Jr Livestock Show
 Columbia County Fair - Dayton
 Ferry County Fair – Republic
 Grant County Fair – Moses Lake
 Grays Harbor County Fair – Elma
 Kittitas County Fair – Ellensburg
 Milton Freewater Junior Show
 North Central WA Fair – Waterville
 Northeast WA Fair – Colville
 Othello Community Fair
 Pend Oreille County Fair - Cusick
 Walla Walla Fair & Frontier Days

MEMBERSHIP

1. Junior Grangers, ages 5-13, must be either a regular member of a Junior Grange or a 1+ member of a Subordinate Grange in Washington State.
2. Youth Grangers, ages 14-19, must be a Subordinate Grange member in Washington State.
3. All adults working with youth in the Grange Fairs Program, either as coordinators or project leaders, shall be members of a Subordinate Grange in Washington State and must complete a background check with the Washington State Patrol. Forms are available on the State

Grange website and must be submitted annually to the State Grange Office.

- 4. All members must have been reported on the Grange New Member Report and/or Secretary Report no later than March 31 of the current year. Upon approval of the State Grange, this may be adjusted to the June 30 report for fairs participating in the first year.
- 5. All Grange Junior and Youth Members may participate in these programs, regardless of whether their fair has a Grange Youth Fairs division.

COMMUNITY SERVICE

Junior and Youth Members in the Youth Fairs Program are encouraged to participate in community service projects.

When a Youth Fairs Program Group includes members from 5-19 years of age, the projects completed by the group may be entered in the Junior Grange Community Service Contest.

Please complete the Junior Grange Community Service Report Form and submit to the State Grange Office by June 1. The reports will be reviewed and cash prizes awarded for outstanding projects.

EDUCATION SCHOLARSHIPS

The Washington State Grange, through the Washington State Grange Foundation, offers scholarships ranging from \$750 to \$1500 to Grange members each year. Applications and scholarship guidelines are available for

download from the State Grange website: www.wa-grange.com

Completed applications and all attachments are due to the State Grange Office no later than April 1. Incomplete applications will not be considered for scholarship awards.

**JUNIOR/YOUTH GRANGE
LEGISLATIVE EXPERIENCE**

The State Grange Youth/Junior Legislative Experience is an opportunity for 10–25-year-old Grange members wanting to learn about state government and how the Grange legislative process interacts and influences state government.

This year’s event is scheduled for January 19-20 in Olympia. Registration information is available on the State Grange website and was included in the December 2024 issue of The Grange News.

While there is no cost to participate, all youth and juniors must have chaperones. Lodging is the responsibility of the delegates.

Please note registrations are due by January 10 for all participants and their chaperones. This will give us time to plan food for the event and to order shirts for all participants.

**ACTIVITIES TO BE HELD AT THE
ANNUAL STATE SESSION**

Rules and Guidelines for each activity will be posted on the State Grange website, Youth Fairs Department Page, as soon as they are available.

Livestock Judging Contest

Will be held on Saturday, June 28 at 8 a.m. Awards will be presented to the top individuals and the top Grange teams.

Public Speaking Contest

Will be held on Saturday, June 28, beginning at 1 p.m. The Best of Show winners in both the Youth Division (age 14 and up) and the Junior Division (ages 5-13) will qualify for the National Grange Public Speaking Contest to be held in November.

Educational Poster Contest

Entries will be due on June 24-25 and are to be picked up on June 29. Cash awards to the top three entries will be awarded in each age group. Complete rules will be posted on the Grange website, Youth Fairs Department Page.

**PARTICIPATION IN OTHER
GRANGE CONTESTS/PROGRAMS**

All Grange members may enter the other Grange contests and programs as listed in the program handbook. Please contact your Pomona Grange officials for dates and locations of Pomona Grange level contests.

Youth Fairs groups are encouraged to participate in the Junior Grange Community Service Contest, the Grange Fair Booth Contest, and the Junior Grange Leader of the Year Program. Please refer to the Junior Grange Department section of this program handbook.

All questions regarding the Grange Youth Fairs Program should be directed to the State Grange Office at 360-943-9911.
